

American


2nd Edition

# Family and Friends

1

Student Book

[www.irLanguage.com](http://www.irLanguage.com)



with  
DIGITAL  
PACKAGE

OXFORD

مرجع زبان ایرانیان

Naomi Simmons



American

# Family and Friends

2nd Edition

# 1

Student Book

مرجع آموزش زبان ایرانیان  
www.irLanguage.com



این مجموعه با لوگوی مرجع زبان ایرانیان  
به صورت نشر برخط و حامل به ثبت رسیده است.  
کپی برداری از آن خلاف قانون، شرع و اخلاق است و شامل پیگرد خواهد شد.



# Scope and sequence



## Starter: Hello! p.4

Hello. Goodbye. How are you? I'm fine, thank you. What's your name? My name's ...  
How old are you? I'm ... Numbers 1 – 10 Days of the week Colors of the rainbow

	Words	Grammar	Phonics	Skills
<b>1 What's this?</b> p.8	School things	What's this? It's a pen.	Initial sounds: <b>a b c d</b> Aa: apple Bb: bird Cc: cat Dd: dog	<b>Reading:</b> a description <b>Listening:</b> identifying objects <b>Speaking:</b> What's this? It's ... <b>Writing:</b> counting words in a sentence, writing about my school things (Workbook)
<b>Fluency Time! 1</b> p.14	<b>Greetings</b> <b>Craft: a face mask</b>			
<b>2 Playtime!</b> p.16	Toys	my / your Is this your teddy bear? Yes, it is. No, it isn't.	Initial sounds: <b>e f g h</b> Ee: egg Ff: fig Gg: goat Hh: hat	<b>R:</b> a poem: "My favorite things" <b>L:</b> identifying favorite things <b>S:</b> What's your favorite ...? <b>W:</b> dividing sentences into words, writing about my favorite toys (WB)
<b>Math Time!</b> p.22	<b>Addition</b> <b>Project: a math board game</b>			
<b>3 This is my nose!</b> p.24	My body	arm / arms This is ... These are ...	Initial sounds: <b>i j k l</b> Ii: ink Jj: jelly Kk: kite Ll: lion	<b>R:</b> instructions <b>L:</b> identifying different animals <b>S:</b> describing an animal's features <b>W:</b> identifying full sentences, writing about my body (WB)
<b>Review 1</b> p.30				
<b>4 He's a hero!</b> p.32	Jobs	She's / He's a teacher. Is she / he a teacher? Yes, she is. No, he isn't.	Initial sounds: <b>m n o p</b> Mm: mom Nn: nurse Oo: orange Pp: pen	<b>R:</b> an autobiography <b>L:</b> identifying people by their jobs <b>S:</b> Is he a doctor? <b>W:</b> capital letters and periods, writing about my family (WB)
<b>Fluency Time! 2</b> p.38	<b>Introductions</b> <b>Craft: a finger puppet</b>			
<b>5 Where's the ball?</b> p.40	The park	Where's the ball? in / on / under	Initial sounds: <b>q r s t u</b> Qq: queen Rr: rabbit Ss: sofa Tt: tiger Uu: umbrella	<b>R:</b> a puzzle text <b>L:</b> identifying objects by location <b>S:</b> Where's the kite? <b>W:</b> capital letters at the start of names, writing about the park (WB)
<b>Art Time!</b> p.46	<b>Colors</b> <b>Project: a rainbow</b>			
<b>6 Billy's teddy bear!</b> p.48	My family	Possessive 's	Initial sounds: <b>v w x y z</b> Vv: van Ww: window Xx: box Yy: yo-yo Zz: zebra	<b>R:</b> a caption story <b>L:</b> distinguishing details <b>S:</b> Who's this? <b>W:</b> question marks, writing about my family's things (WB)
<b>Review 2</b> p.54				



	Words	Grammar	Phonics	Skills
<b>7 Are these his pants?</b> p. 56	My clothes	<i>This is her / his T-shirt. Are these his socks? Yes, they are. No, they aren't.</i>	<b>The alphabet:</b> the alphabet letter names and their sequence	<b>R:</b> a caption story <b>L:</b> identifying clothes <b>S:</b> <i>What color are these pants?</i> <b>W:</b> contractions: 's, writing about my favorite clothes (WB)
<b>Fluency Time! 3</b> p. 62	<b>Playing outside</b>		<b>Craft: a park poster</b>	
<b>8 Where's Grandma?</b> p. 64	My house	<i>Is she in the kitchen? Yes, she is. No, she isn't. Where are Dad and Billy? Are they in the yard? No, they aren't.</i>	<b>Digraphs:</b> sh shoes sheep fish	<b>R:</b> information on a webpage <b>L:</b> listening for location <b>S:</b> <i>Where are the bedrooms?</i> <b>W:</b> identifying vowels, writing about my home (WB)
<b>Social Studies Time!</b> p. 70	<b>Jobs</b>		<b>Project: a pop-up book</b>	
<b>9 Lunchtime!</b> p. 72	My lunchbox	<i>I have two sandwiches. I don't have my lunchbox. an apple (an + a, e, i, o, u)</i>	<b>Digraphs:</b> ch chair teacher chick	<b>R:</b> information texts <b>L:</b> identifying key words <b>S:</b> <i>I have a banana and a pear ...</i> <b>W:</b> using a and an, writing about my lunchbox (WB)
<b>Review 3</b> p. 78				
<b>10 A new friend!</b> p. 80	My friends Shapes	<i>He / She has ... He / She doesn't have ... It has ... It doesn't have ...</i>	<b>Digraphs:</b> th three bath teeth	<b>R:</b> a descriptive letter <b>L:</b> identifying different friends <b>S:</b> <i>She has blond hair. Who is it?</i> <b>W:</b> contractions: 's / 've, writing about my friend (WB)
<b>Fluency Time! 4</b> p. 86	<b>Getting dressed</b>		<b>Craft: a clothes cube</b>	
<b>11 I like monkeys!</b> p. 88	The zoo	<i>I like monkeys. I don't like elephants. They're big. I'm little.</i>	<b>CVC words:</b> a cat man fan	<b>R:</b> a poem: "What am I?" <b>L:</b> identifying preferences <b>S:</b> <i>It has four legs. It's black and orange.</i> <b>W:</b> identifying adjectives, writing about animals I like (WB)
<b>Science Time!</b> p. 94	<b>Animals</b>		<b>Project: animal cards</b>	
<b>12 Dinnertime!</b> p. 96	Food Drinks	<i>Do you like carrots? Yes, I do. No, I don't. What do you like? I like yogurt.</i>	<b>CVC words:</b> e bed pen red	<b>R:</b> information texts <b>L:</b> identifying food preferences <b>S:</b> <i>What do you like?</i> <b>W:</b> negative contractions: n't, writing about food I like (WB)
<b>Review 4</b> p. 102				
<b>13 Clean up!</b> p. 104	My bedroom Numbers 11 – 20	<i>There's ... There are ...</i>	<b>CVC words:</b> i pig fig pin	<b>R:</b> a descriptive letter <b>L:</b> distinguishing details <b>S:</b> <i>Where are the shoes?</i> <b>W:</b> question marks and periods, writing about my bedroom (WB)
<b>Fluency Time! 5</b> p. 110	<b>At the dinner table</b>		<b>Craft: a plate of food</b>	
<b>14 Action Boy can run!</b> p. 112	Verbs	<i>He can / can't fly. Can he talk? Yes, he can. No, he can't.</i>	<b>CVC words:</b> o pot fox hop	<b>R:</b> descriptions <b>L:</b> identifying animals <b>S:</b> <i>It can run. It's brown and big.</i> <b>W:</b> contractions: can't, writing about what I can do (WB)
<b>Geography Time!</b> p. 118	<b>Volcanoes</b>		<b>Project: a volcano</b>	
<b>15 Let's play ball!</b> p. 120	The beach	<i>Let's + verb</i>	<b>CVC words:</b> u rug bug sun	<b>R:</b> a postcard <b>L:</b> distinguishing details <b>S:</b> <i>Let's play ball!</i> <b>W:</b> identifying verbs, writing about the beach (WB)
<b>Review 5</b> p. 126				



### 1 Listen, point, and repeat. 01



Rosy



Tim



Billy






Miss Jones

### 2 Listen and sing. 02


Hello, Rosy. Hello, Tim. Hello, everyone.  
Hello, Billy and Miss Jones. Come and have some fun!

### 3 Listen and read. 03





- 1 Listen to the story again and repeat. Act.
- 2 Ask and answer.



My name's Pete.  
What's your name?



- 3 Listen and sing your name. 04

## Let's sing!

### Hello, hello!

Hello, hello,  
How are you?  
I'm fine, thank you.  
I'm fine, thank you.

Hello, hello,  
What's your name?

My name's \_\_\_\_\_.  
That's my name.

Goodbye, goodbye,  
Goodbye to you ...






## Lesson Three

1 Listen, point, and repeat. 05

2 Listen and check (✓). 06




3 Look at the picture again. Point, ask, and answer.

How old are you?

I'm seven.

4 Listen and point. Listen and chant. 07





1 Listen, point, and repeat. 08



2 Listen and sing. 09

3 Sing and do.

**Let's sing!**

**Sing a rainbow!**

Red and yellow,  
And pink and green,  
Purple and orange,  
And blue.

I can sing a rainbow,  
Sing a rainbow,  
Sing a rainbow, too.

4 Match.



orange red pink purple blue green yellow

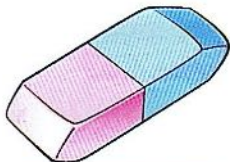


## Lesson One Words

1 Listen, point, and repeat. 10



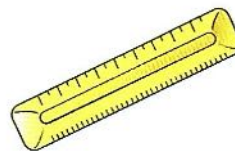
pen



eraser



pencil





ruler



book

2 Listen and chant. 11

3 Listen and read. 12





- 1 Listen to the story again and repeat. Act.
- 2 Look and say.

Let's learn!



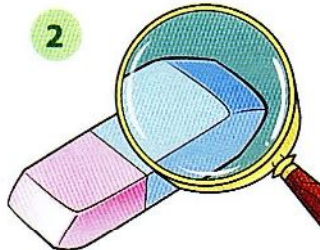
What's this?  
It's a pen.

What's = What is  
It's = It is

3 Write.



What's this?  
It's a pen.



What's this?  
\_\_\_\_\_ an eraser.



What's this?  
\_\_\_\_\_ a pencil.



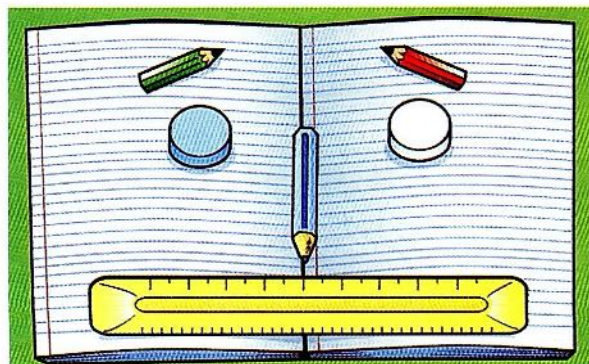
What's this?  
\_\_\_\_\_ a ruler.

4 Point, ask, and answer.

pen pencil eraser ruler book

What's this?

It's a pencil.






## Lesson Three Song

1 Listen, point, and repeat. 13




bag



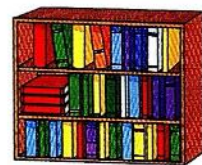
folder



door



window




bookcase

2 Listen and sing. 14

3 Sing and do.

Let's sing!



Open the book!

What's this?  
What's this?  
It's a book.  
Open the book.  
Close the book.

What's this?  
What's this?  
It's a door ...


What's this?  
What's this?  
It's a bag ...

What's this?  
What's this?  
It's a window ...





1 Listen, point, and repeat. 15




2 Listen and chant. 16

This is an apple, a, a, apple.  
This is a bird, b, b, bird.  
This is a cat, c, c, cat.  
This is a dog, d, d, dog.

3 Listen to the sounds and join the letters. 17 irLanguage.com

What does the dog have?



4 Read and circle the sounds a, b, c, d at the start of the words.



The cat likes birds.  
The dog likes apples.  
Here's the cat with the bird.  
Here's the dog with the apple.






# Skills Time!

## Lesson Five

### Reading

- 1 Point to four school things. Say the words.
- 2 Listen and read.  18



1 My name's Emma. This is my school bag.

2 This is my pencil case. It's green.

3 And this is my pencil.

4 This is my blue pen. And this is my pink pen.

5 Look at this! It's an eraser.

6 Can I see your bag?

### 3 Read again. Write ✓ or x.

1 pencil ✓

3 book       

5 door       


2 pen       

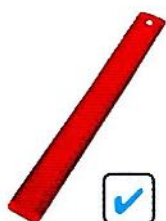
4 folder       

6 eraser



## Listening

1 Listen and check (✓) the correct picture.  19



## Speaking

2 Open your bag. Ask and answer.



What's this?



It's a ruler.

## Writing preparation

3 Count the words in each sentence.

This is my bag. 4  
1 2 3 4

1 This is my pen. \_\_\_\_\_

2 Look at this. \_\_\_\_\_

3 Thank you. \_\_\_\_\_

4 Close the door. \_\_\_\_\_

5 This is a blue folder. \_\_\_\_\_

6 Open the window. \_\_\_\_\_

Complete the writing task on page 13 of the Workbook.





## Everyday English

1 Watch and listen. Read and say.



20

irLanguage.com

1



Kate: Hi, Ellie. How are you?  
Ellie: I'm fine, thanks.

2



Ellie: And how are you?  
Kate: I'm fine, thanks.

2 Watch and listen. Number.



21




3 **Speaking** Ask and answer.



How are you?

I'm fine, thanks. How are you?

I'm fine.






- 1 Watch the story again. Act. 
- 2 Make a face mask.



1 Cut out the mask. Cut out the eyes.



2 Draw and color a face.



3 Put on the string.



4 Wear your mask.

- 3 **Speaking** Use your mask and say.



Hi, Jack. How are you?

I'm fine, thanks. How are you?

I'm fine, thank you.



## Lesson One Words

1 Listen, point, and repeat. 🎧 22



doll



ball



teddy bear





puzzle



car

2 Listen and chant. 🎧 23

3 Listen and read. 🎧 24





1 Listen to the story again and repeat. Act.

2 Look and say.

## Let's learn!



This is **my** bag.



This is **your** doll.




Is this your teddy bear? **No, it isn't.**



Is this your teddy bear? **Yes, it is.**

3 Write.




**my    your**



This is your ball.    This is \_\_\_\_\_ bag.    This is \_\_\_\_\_ car.    This is \_\_\_\_\_ puzzle.

4 Write.

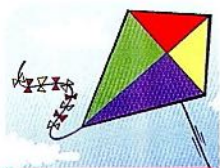
**Yes, it is.    No, it isn't.**





## Lesson Three Song


1 Listen, point, and repeat. 🎧 25



kite



bike



train



game



scooter

2 Listen and sing. 🎧 26

3 Sing and do.

**Let's sing!**



**Toys, toys, toys!**

Toys, toys, toys, toys,  
Toys, toys, toys!

This is my big red kite,  
My big red kite,  
My big red kite.



This is my big red kite,  
I love toys!

Toys, toys, toys, toys, ...


This is my big blue bike, ...

Toys, toys, toys, toys, ...

This is my big, green train, ...





1 Listen, point, and repeat.  27




2 Listen and chant.  28

I have an egg, e, e, egg.  
I have a fig, f, f, fig.  
I have a goat, g, g, goat.  
I have a hat, h, h, hat.

3 Listen to the sounds and join the letters.  29

What does the goat have?



4 Read and circle the sounds e, f, g, h at the start of the words.



There's an egg with a yellow hat.  
Look, the goat has a fig.  
The goat likes figs.






# Skills Time!

## Lesson Five

### Reading

- 1 Point to an animal and a toy. Say the words.
- 2 Read and listen to the poem.  30



### My favorite ...

What's my favorite toy?  
My favorite one of all.  
Is it my scooter? Is it my doll?  
No, it's my orange ball.

What's my favorite color?  
What do you think?  
Is it yellow? Is it white?  
No, it's the color pink.

What's my favorite animal?  
Try to guess the word.  
Is it a zebra? Is it a cat?  
No, it's a pretty bird.

Holly, age 7.



- 3 Read again and write.



My favorite toy is a ball.  
My favorite color is \_\_\_\_\_.  
My favorite \_\_\_\_\_ is a bird.



## Listening

1 Listen and match.  31



## Speaking

2 Ask and answer about you.

What's your favorite toy?

It's a ...

What's your favorite color?

It's ...

## Writing preparation

3 Circle the words.

This is my bike.

1 This is my teddy bear.

2 This is your scooter.

3 It's your red bike.

4 It's my yellow ball.

5 It's my game.

6 Close the door.

irLanguage.com


Complete  
the writing  
task on  
page 21  
of the  
Workbook.

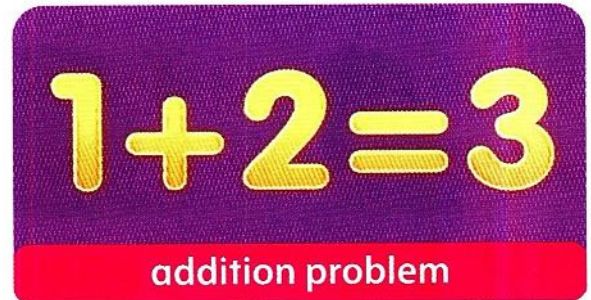






# Math Time!

## Topic: Addition

1 Listen, point, and repeat.  32



2 Listen and read.  33



How many cars?

Five cars.

How many bikes?

Three bikes.

What's five plus three?

Five plus three equals eight.

That's right!

**Addition problems**

5 cars + 3 bikes = 5 + 3 = 8

3 Say. Match the words to the addition problems.

1 Four plus two equals six. ☒ c

2 Three plus three equals six. ☐

3 Six plus three equals nine. ☐

4 Nine plus one equals ten. ☐

a  $3 + 3 = 6$

b  $9 + 1 = 10$

c  $4 + 2 = 6$

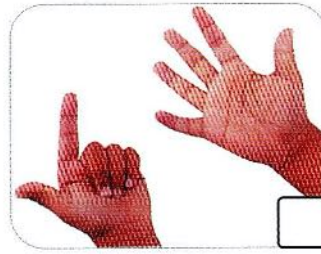

d  $6 + 3 = 9$

4 **Think!** What's three plus four?


What's four plus five?



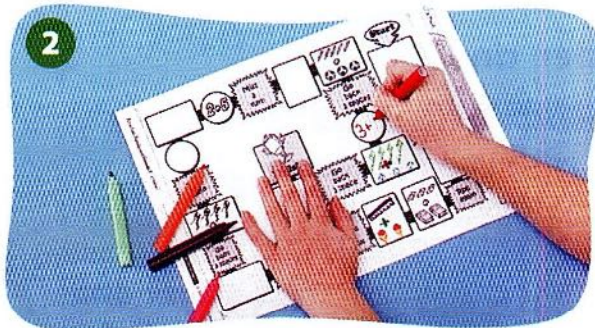
## 1 Listen and write the number. 34




## 2 Project. Make a math board game.




Draw picture addition problems.



Write addition problems.



Say the addition problems.



Play the game with friends.

## 3 Talk about your project.

There are five pencils and three balls. Five plus three equals eight.






## Lesson One Words


1 Listen, point, and repeat. 35



arms



nose



face




legs



ears

2 Listen and chant. 36

3 Listen and read. 37





1 Listen to the story again and repeat. Act.

2 Look and say.

Let's learn!



one arm



two arms



These are my arms.



This is my nose.

3 Write.

This is These are

1




These are my legs.

2



my arms.

3



a my face.  
b my nose.  
c my ears.

4 Circle.

1




legs / leg

2



arm / arms

3



legs / leg


4




arms / arm




## Lesson Three Song

1 Listen, point, and repeat.  38



fingers



hands



eyes



eyebrows



shoulders

2 Listen and sing.  39

3 Sing and do.

**Let's sing!**




### Ten fingers on my hands

Ten fingers on my hands,  
On my hands.


Ten fingers on my hands,  
On my hands.


Two eyes, one nose,  
All on my face.

Ten fingers on my hands,  
On my hands.





1 Listen, point, and repeat.  40




2 Listen and chant.  41

Look at the ink, i, i, ink.  
Look at the jelly, j, j, jelly.  
Look at the kite, k, k, kite.  
Look at the lion, l, l, lion.

3 Listen to the sounds and join the letters.  42

What does the lion have?



4 Read and circle the sounds *i, j, k, l* at the start of the words.



The lion has some jelly.  
The lion has some ink.  
Look! Here is a kite.  
Oops! The lion is a mess.





# Skills Time!

## Lesson Five

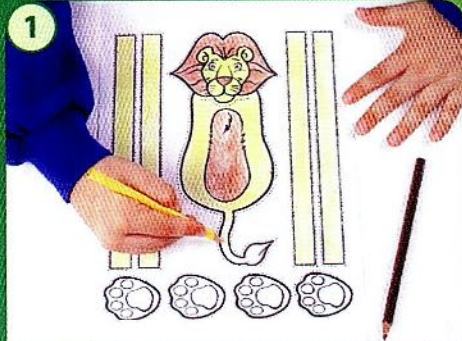
### Reading

1 Point to parts of the body. Say the words.

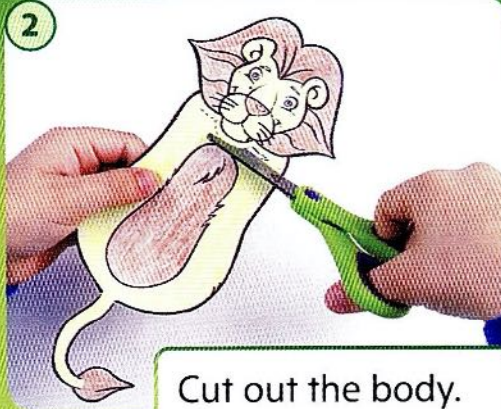
2 Listen and read. 43




Hi. I'm Tom.  
Let's make a paper lion!




Color the face, the body,  
and the legs. Then color  
the paws and tail, too.



Cut out the body.  
Now cut the face.




Fold the tail.  
Fold the face.



Cut out the four legs  
and paws. Fold the legs.






Glue the paws on the legs.  
Glue the legs on the body.



Look! It's a lion.





3 Read again. Number the pictures in the correct order.





## Listening

1 Listen and number.  44



## Speaking

2 Look at the pictures again. Ask and answer.

It's brown. It has black eyebrows. What is it?

It's a dog.

## Writing preparation

3 Circle each sentence. Then count.

I'm Tom. This is my paper toy. 2

This is my paper toy. It's a lion. Color the body.  
Fold the face and the tail. Cut out the four legs.  
Glue on the legs and the paws.

How many sentences? ☐

Complete  
the writing  
task on  
page 29  
of the  
Workbook.






# Review 1

## 1 Circle the odd-one-out. Write.

1



pencil



eraser

8

eight



ruler

eight

2



car



shoulders



train



teddy bear

3



equals



nose



hands



eyes

4



three



ten



two



scooter

5



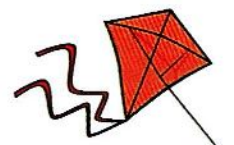
ball



plus



doll



kite

## 2 Match.

1 What's this?

c

2 What's your name?

3 How old are you?

4 Is this your pencil?

5 How are you?

a I'm ten.

b Yes, it is.

c It's a teddy bear.


d I'm fine, thank you.

e My name's Alex.



3 Write. This is These are your my

irLanguage.com



4 Read and circle.

1 Is it a kite?

Yes, it is.

No, it isn't.

2 Is it a train?

Yes, it is.

No, it isn't.

3 Is it a ruler?

Yes, it is.


No, it isn't.

4 Is it a puzzle?

Yes, it is.

No, it isn't.

5 Circle.



6 Read and color.

My work in Units 1, 2, and 3 is



OK



Good



Excellent



Play a game! ▶



## Lesson One Words

1 Listen, point, and repeat. 45



teacher



student



cook






firefighter



pilot

3 Listen and read. 47






1 Listen to the story again and repeat. Act.

2 Look and say.

Let's learn!



She's a cook.



He's a student.



Is she a teacher?  
No, she isn't.



Is he a teacher?  
Yes, he is.

she's = she is  
he's = he is

3 Write.

He's She's



He's a teacher.



\_\_\_\_\_ a pilot.



\_\_\_\_\_ a student.



\_\_\_\_\_ a firefighter.

4 Say and answer.

She's a student.

Number 2.




Is he a teacher? Yes, he is.

Unit 4



## Lesson Three Song

1 Listen, point, and repeat.  48



doctor



police officer



farmer



mailman



zookeeper

2 Listen and sing.  49

3 Sing and do.

### Let's sing!

#### Two kind doctors

Two kind doctors  
Meet in a lane.  
Hello, hello,  
What's your name?



How are you?  
How are you?  
How are you, again?

Two kind police officers ...


Two kind farmers ...



Two kind teachers ...

Two kind students ...





1 Listen, point, and repeat.  50




2 Listen and chant.  51

This is my mom, m, m, mom.  
This is my nurse, n, n, nurse.  
This is my orange, o, o, orange.  
This is my pen, p, p, pen.

3 Listen to the sounds and join the letters.  52

What does the nurse have?



4 Read and circle the sounds *m*, *n*, *o*, *p* at the start of the words.



My mom is a nurse.  
She has an orange and a pen.  
She can eat the orange.  
She can write with the pen.






# Skills Time!


## Lesson Five

### Reading


- 1 Point to the jobs. Say the words.
- 2 Listen and read.  53




My name's Milly.  
I'm seven.  
This is my family.



This is my dad.  
He's a firefighter.




This is my mom.  
She's a nurse.



This is my grandpa.  
He's a doctor.



This is me with my  
brother. His name's Joe.



We're a happy family.

### 3 Read again. Write Yes or No.


- 1 Is Dad a pilot? No
- 3 Is Milly seven?

- 2 Is Mom a nurse?
- 4 Is Grandpa a farmer?



## Listening

### 1 Listen and number. 54



## Speaking

### 2 Point, ask, and answer.

Is he a doctor?

No, he isn't.



... doctor?



... nurse?



... student?



... zookeeper?



... teacher?

## Writing preparation

### 3 Circle the capital letters and periods.

This is my family.

1 We're students.

2 He's a mailman.

3 This is my mom.

4 She's a nurse.

5 We're a happy family.

6 This is my uncle.

Complete the writing task on page 37 of the Workbook.

page  
37



## Everyday English

1 Watch and listen. Read and say.



55



Kate: Dad, Dad! This is Mrs. Smith.  
This is my dad.



Dad: Nice to meet you.  
Mrs. Smith: Nice to meet you, too.

2 Watch and listen. Write.



56

name Her meet Nice too

2 Hello, Molly. \_\_\_\_\_  
to \_\_\_\_\_ you.



1 Her \_\_\_\_\_  
is Molly.

3 Nice to meet  
you, \_\_\_\_\_.

3 **Speaking** Look at the people. Point and say.



Sarah



Peter



Mr. Smith




Miss White



This is Sarah.

Nice to meet you.



- 1 Watch the story again. Act. 
- 2 Make a finger puppet.




1 Color the puppet.



2 Cut out and fold the puppet.



3 Glue the side.



4 Give the puppet a name.

- 3 **Speaking** Use your puppet and say.



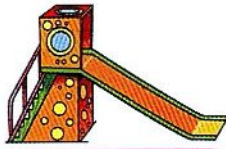


## Lesson One Words


1 Listen, point, and repeat. 57



seesaw



slide



goal




swing



tree

3 Listen and read. 59





1 Listen to the story again and repeat. Act.

2 Look and say.

## Let's learn!



**Where's** the ball?  
It's **in** the goal.



**Where's** the ball?  
It's **on** the slide.



**Where's** the ball?  
It's **under** the seesaw.


Where's = Where is

3 Write.

in on ~~under~~



It's under the tree.



It's \_\_\_\_\_ the seesaw.




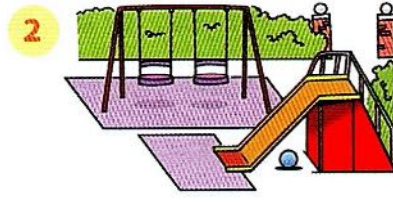


It's \_\_\_\_\_ the goal.

4 Point, ask, and answer.

Where's the ball?

It's under the tree.






## Lesson Three Song

1 Listen, point, and repeat. 60



pool



armbands



ice cream



frisbee



jungle gym

2 Listen and sing. 61

3 Sing and do.

Let's sing!



### At the park!

At the park,  
It's so much fun.  
For you, for me, for everyone!

Play on the seesaw,  
Play in the pool.  
Eat an ice cream,  
It's nice and cool.


Play with a frisbee,  
Play with a ball.  
Play on the slide,  
It's fun for all.

At the park,  
It's so much fun.  
For you, for me, for everyone!





1 Listen, point, and repeat. 62




2 Listen and chant. 63

Where is the queen? Q, q, queen.  
Where is the rabbit? R, r, rabbit.  
Where is the sofa? S, s, sofa.  
Where is the tiger? T, t, tiger.  
Where is the umbrella? U, u, umbrella.

3 Listen to the sounds and join the letters. 64

What does the queen have?



4 Read and circle the sounds q, r, s, t, u at the start of the words.

The queen is on the sofa.  
The queen has a rabbit.  
The tiger is on the sofa.  
The tiger has an umbrella.






# Skills Time!

## Lesson Five

### Reading

1 What can you see in the park? Point and say.

2 Listen, read, and point.  65



Look! This is a park. Can you see the boys and girls in the park?

Where are their toys? Can you help?

1



This is Toby.

His toy is under a tree.

What is it?

2



Her name is Sara.

Can you see her toy?

It is on the slide.

3



His name is Pete.

His toy is in the soccer goal.

Can you see it?

4



This is Anna.

Her toy is under the swing.

What is it?

3 Read again. Match the children and toys.

1



doll

2



car

3



kite

4



frisbee



## Listening

### 1 Listen and number. 66



## Speaking

### 2 Ask and answer.


Where's the girl?

She's under the tree.

1



2



3



4



5



## Writing preparation

### 3 Circle the capital letters at the start of the names.

This is Tim.

1 My name's Rosy.

2 This is Billy.

3 Look at Billy and Rosy.

4 Good try, Tim.

5 Billy is two.

6 Rosy is a student.


Complete  
the writing  
task on  
page 45  
of the  
Workbook.

page  
**45**



# Art Time!

## Topic: Colors

1 Listen, point, and repeat.  67



paint



light blue



dark blue



black



white

2 Listen and read.  68

## MIXING COLORS


It's art class. Let's make colors.

This is blue paint. 

This is yellow paint. 


Mix blue and yellow.

What color is it? It's green. 

This is red paint. 


This is yellow paint. 

Mix red and yellow. What color is it?

It's orange. 


Make light blue.

This is blue paint. Add white paint.

Now it is light blue. 

Let's make dark blue.

This is blue paint. Add black paint.

Now it is dark blue. 

3 Read again and complete.

yellow

black

white

1 blue + yellow = green

2 blue + \_\_\_\_\_ = light blue

3 red + \_\_\_\_\_ = orange

4 blue + \_\_\_\_\_ = dark blue

4 **Think!** What are two things that are green?



What are two things that are orange?



## 1 Listen and write the number. 69



1



## 2 Project. Mix colors and make a rainbow.



Choose colors.



Paint the colors on the card in a rainbow.




Mix the colors.



Write the colors.

## 3 Talk about your project.

This is my rainbow.  
It has lots of colors.  
Can you see the dark  
blue and light blue?



purple  
dark blue  
light blue  
green  
yellow  
orange  
red





## Lesson One Words

1 Listen, point, and repeat. 70



mom



dad



sister



brother





grandma



grandpa

2 Listen and chant. 71

3 Listen and read. 72





- 1 Listen to the story again and repeat. Act.
- 2 Look and say.

## Let's learn!



This is Mom's book.



This is Billy's teddy bear.

### 3 Follow and write.

1



Mom

2



Dad

3



Rosy

4



Grandma

5



Grandpa



It's \_\_\_\_\_ kite.



It's Mom's book.



It's \_\_\_\_\_ umbrella.



It's \_\_\_\_\_ pen.



It's \_\_\_\_\_ bag.



## Lesson Three Song

1 Listen, point, and repeat. 73



Here are more people  
in my family.



aunt



uncle



cousin

2 Listen and sing. 74

3 Sing and do.

Let's sing!


### In my family

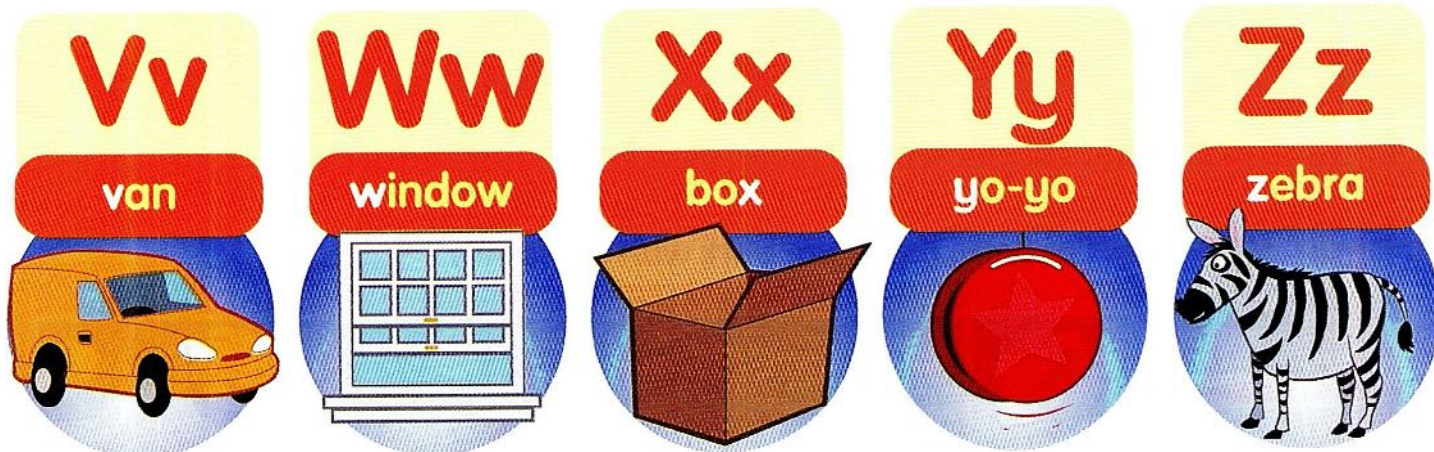
In my family,  
In my family,  
Lots of love,  
For you and for me.

Mom and dad,  
Sisters and brothers,  
Grandma and grandpa,  
Cousins and others.

In my family,  
In my family,  
Lots of love,  
For you and for me.




1 Listen, point, and repeat.  75




2 Listen and chant.  76

Here is a van, v, v, van.  
 Here is a window, w, w, window.  
 Here is a box, x, x, box.  
 Here is a yo-yo, y, y, yo-yo.  
 Here is a zebra, z, z, zebra.

3 Listen to the sounds and join the letters.  77

What is in the van?



4 Read and circle the sounds v, w, x, y, z.



Look out of the window.  
 What can you see?  
 I can see a zebra in a van.  
 And a yo-yo on a box.





# Skills Time!

## Lesson Five


### Reading

1 Point and say the family words.


2 Listen and read.  78




Hi. I'm Beth. I'm at the park with my family.




1  
It's windy today. Oh no!  
Where's Grandpa's hat?




2  
Grandpa's hat is  
in the tree!




3  
My mom throws a ball.  
No, Grandpa's hat is  
still in the tree.



4  
My dad jumps. No,  
Grandpa's hat is  
still in the tree.



5  
My brother gets  
on Dad's shoulders.  
Can he get the hat?



6  
Yes, he can! Here's Grandpa  
with his hat. He's happy now.

3 Read again. Write T (true) or F (false).

1 The family is at the park. T

2 The hat is in the goal.       


3 It is Beth's hat.       

4 Beth's grandpa is happy now.



## Listening

1 Listen and number the correct picture.  79



## Speaking

2 Point, ask, and answer.

Who's this?

It's Beth's dad.

1



2



3



4



## Writing preparation

3 Circle the question marks and underline the sentences.

What's your name? My name's Beth.

1 How old are you? I'm seven.

2 Who's this? It's Beth's aunt.

3 How are you? I'm fine.

4 What's this? It's a bird.

5 Where's the kite? It's in the tree.

6 Where's Beth? She's at the park.

Complete the writing task on page 53 of the Workbook.





## Review 2

### 1 Circle the odd-one-out. Write.

- |   |         |             |          |        |      |
|---|---------|-------------|----------|--------|------|
| 1 | doctor  | nurse       | goal     | farmer | goal |
| 2 | swing   | zookeeper   | seesaw   | slide  |      |
| 3 | aunt    | uncle       | brother  | white  |      |
| 4 | mom     | firefighter | mailman  | pilot  |      |
| 5 | frisbee | paint       | armbands | pool   |      |

### 2 Number the picture.



- 1 ~~sister~~
- 2 dad
- 3 grandma
- 4 grandpa
- 5 aunt
- 6 uncle
- 7 brother
- 8 cousin
- 9 mom

### 3 Match.

- |                       |                          |
|-----------------------|--------------------------|
| 1 Is Rosie a teacher? | a It's in the goal.      |
| 2 Nice to meet you.   | b Yes, he is.            |
| 3 Where's Tim?        | c No, she isn't.         |
| 4 Where's the ball?   | d He's at school.        |
| 5 Is he a farmer?     | e Nice to meet you, too. |



4 Write.

He's She's




- 1 He's a doctor. 2 \_\_\_\_\_ a nurse. 3 \_\_\_\_\_ a firefighter. 4 \_\_\_\_\_ a student.

5 Look at the picture again and write.

- |                           |                             |
|---------------------------|-----------------------------|
| 1 Where's the ball?       | It's <u>in</u> the toy box. |
| 2 Where's the doll?       | It's _____ the toy box.     |
| 3 Where's the ruler?      | It's _____ the bag.         |
| 4 Where's the teddy bear? | It's _____ the bag.         |

6 Circle.



7 Read and color.

My work in Units 4, 5, and 6 is



OK



Good



Excellent



Play a game!



## Lesson One Words

1 Listen, point, and repeat. 80



dress



socks



T-shirt



pants



shorts

2 Listen and chant. 81

3 Listen and read. 82





- 1 Listen to the story again and repeat. Act.
- 2 Look and say.

## Let's learn!



This is  
**her** dress.



These are  
**his** shorts.



**Are these** her socks?  
**Yes, they are.**



**Are these** his  
pants?  
**No, they aren't.**


aren't = are **not**

- 3 Write.

**his**   **her**



These are her socks.



This is \_\_\_\_\_ T-shirt.



This is \_\_\_\_\_ dress.

- 4 Point, ask, and answer.

Are these her pants?

No, they aren't.



... her pants?



... his shorts?



... his pants?



... her socks?



## Lesson Three Song

1 Listen, point, and repeat. 83



shoes



coat



hat



sweater



tracksuit

2 Listen and sing. 84

3 Sing and do.

### Let's sing!



### Every day!

Every day,  
I put on my shoes,  
I put on my shoes,  
Every day.

Every day,  
I put on my shoes,  
I put on my coat,  
Every day.

Every day,  
I put on my shoes,  
I put on my coat,  
I put on my hat,  
Every day.

Goodbye, Mom!





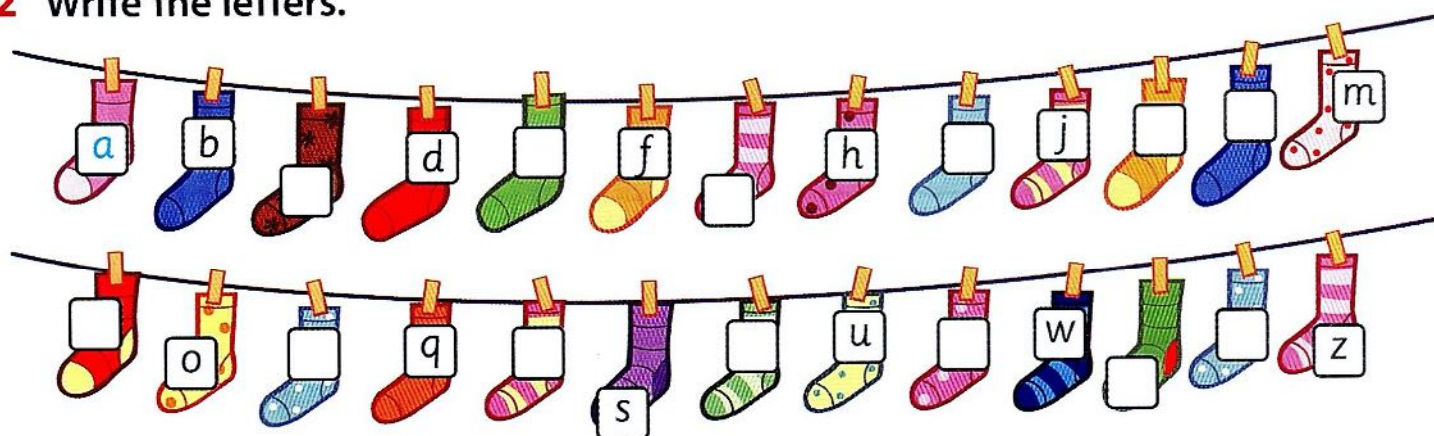
## 1 Listen and point. Listen and sing. 85

I know my ABCs, please sing along with me ...

a b c d e f g h i j k l m n o p  
q r s t u v w x y z

I know my ABCs, please sing along with me.

## 2 Write the letters.



## 3 Look at the pictures. Write the letters.

t y k c r s

h l m v z u





# Skills Time!

## Lesson Five

### Reading

1 Point to the clothes. Say the words.

2 Listen and read. 86



3 Read again. Circle the wrong word and write the correct word.

1 Max is a girl.

boy

2 All Max's sweaters are orange.

3 Max's favorite color is green.



## Listening

1 Listen and number.  87



## Speaking

2 Look at the pictures again. Point, ask, and answer.

What color are these pants?

They're pink.

What color is this coat?

It's red.

## Writing preparation

3 Circle 's and match.

Where's = Where is

It's = It is

What's = What is

He's = He is

1 What's this?

d

2 Where's my tracksuit?

☐

3 It's under the seesaw.

☐

4 She's eight.

☐

5 He's my brother.

☐

a Where is my tracksuit?

b She is eight.

c He is my brother.

d What is this?

e It is under the seesaw.

Which letter is missing? 's = \_\_\_ s

Complete the writing task on page 61 of the Workbook.







## Everyday English

1 Watch and listen. Read and say.



88



James: Can I go on the swing, please?  
Dad: Yes, OK ... Be careful of the ball!  
James: I'm fine, Dad.




James: I'm on the jungle gym.  
Dad: Come down now.  
James: OK.



2 Watch and listen. Number.



89



3 **Speaking** Look at the park objects. Ask and answer.



Can I go on the seesaw, please?

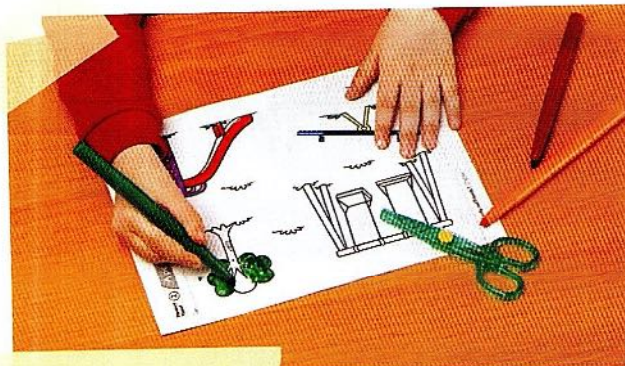
Yes, OK. Be careful.

Look, I'm on the slide!

That's good.




- 1 Watch the story again. Act. 
- 2 Make a park poster.




1 Color the poster.



2 Color and cut out the pictures.




3 Glue the pictures on the poster.



4 Draw yourself and finish the poster.

- 3 **Speaking** Talk about your poster. Ask and answer.




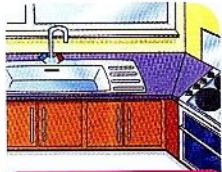


# 8

# Where's Grandma?

## Lesson One Words

1 Listen, point, and repeat.  90



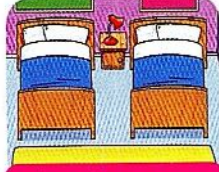
kitchen



living room




dining room



bedroom





bathroom



yard

2 Listen and chant.  91

3 Listen and read.  92






1 Listen to the story again and repeat. Act.

2 Look and say.

## Let's learn!



**Where's** Grandma?  
**She's** in the  
dining room.



**Is she** in  
the kitchen?  
**No, she isn't.**



**Where are** Dad  
and Billy?  
**They're** in the  
dining room, too.



**Are they** in the  
living room?  
**No, they aren't.**

they're = they are

3 Write.

Is Are



Is Billy in the  
bedroom?  
Yes, he is.



\_\_\_\_\_ Mom and Dad  
in the yard?  
No, they aren't.



\_\_\_\_\_ Rosy's aunt and  
uncle in the dining room?  
Yes, they are.



\_\_\_\_\_ Rosy in the  
bathroom?  
No, she isn't.


4 Look at the pictures again. Point, ask, and answer.

Where are Rosy's aunt and uncle?

They're in the dining room.




## Lesson Three Song

1 Listen, point, and repeat.  93




upstairs



downstairs



house



apartment



front door

2 Listen and sing.  94

3 Sing and do.

**Let's sing!**


### Come into my house

Come into my house.  
What can you see?  
Upstairs and downstairs,  
Come, follow me.


Go through the door.  
Go upstairs.  
What's in my bedroom?  
Four teddy bears.

Go through the door.  
Go downstairs.  
What's in the dining room?  
Table and chairs.

Come into my house ...






1 Listen, point, and repeat.  95

sh

shoes



sheep



fish



2 Listen and chant.  96


Shirley's shoes are red,  
Her T-shirt is blue.  
She has a toy sheep,  
And a toy fish, too.

The sheep is white,  
The fish is blue.  
Shirley wants to play,  
With me and with you.



3 Read the chant again. Circle the sh sounds.

4 Look at the picture and circle the correct sound.



sh h s



sh h s



sh h s



sh h s



# Skills Time!

## Lesson Five

### Reading

1 Point to the rooms. Say the words.

2 Listen and read. 97


Andy's homepage

My apartment


My family

My friends


My school




My name's Andy. This is a photo of my family in our apartment. We are in the living room.



Here is the dining room. It is little but the table is big. The kitchen is next door. It is yellow and white.




There are three bedrooms. The big bedroom is for my mom and dad.



This is my bedroom. Next door is my sister's bedroom.

And this is the balcony. Look, you can see my favorite tree.



Can you see my sister in a photo?

Add picture

Remove picture

3 Read again and write.


bedroom ~~apartment~~ living room dining room

- There are photos of Andy's apartment.
- The sofa is in the \_\_\_\_\_.
- The \_\_\_\_\_ is little.
- One \_\_\_\_\_ is big.



## Listening

### 1 Listen and number. 98



## Speaking

### 2 Look at the picture again. Ask and answer.

living room    bathrooms    dining room    bedrooms    kitchen

Where are the bedrooms?

They're upstairs.

Where's the kitchen?

It's downstairs.

## Writing preparation

### 3 Say the vowel letters. Circle the vowels in the words.

a    e    i    o    u

This is my house.

1 This is a front door.

2 She's in the kitchen.

3 Where's Grandma?

4 Good job, Rosy.

5 Here are two bedrooms.

6 The bathroom is upstairs.


Complete the writing task on page 69 of the Workbook.





# Social Studies Time!

## Topic: Jobs


1 Listen, point, and repeat.  99



fire truck



ladder



helmet



uniform



pole

2 Listen and read.  100

## Jack<sup>the</sup> Firefighter

Jack Wallis is a firefighter. This is his uniform.

His uniform is dark blue and yellow. Jack's helmet is yellow and red.

Jack works at the fire station. The firefighters are upstairs. The fire truck is downstairs. The firefighters go down the pole so they can be fast.

This is Jack's fire truck. It's red and white. It's very big and very fast. A ladder is on the truck. Jack goes up the ladder to fight fire. Jack's uniform helps keep him safe from the fire.

3 Read again and complete.

ladder ~~yellow~~ downstairs helmet

1 Jack's uniform is dark blue and yellow.

2 His \_\_\_\_\_ is yellow and red.

3 The fire truck is \_\_\_\_\_.

4 A \_\_\_\_\_ is on the fire truck.

4 **Think!** What color are your clothes?




1 Listen and write the number. 101



2 Project. Make a pop-up book.




Fold and cut the card.



Find pictures or draw. Cut and glue.




Draw and write.



Glue the pages together.


3 Talk about your project.

This is a nurse's uniform.  
Her top is blue. Her pants  
are blue.





## Lesson One Words

1 Listen, point, and repeat.  102



lunchbox




sandwich




drinks


2 Listen and chant.  103



apple






banana



cookie

3 Listen and read.  104





- 1 Listen to the story again and repeat. Act.
- 2 Look and say.


## Let's learn!



I **have** two sandwiches.



I **don't have** my lunchbox.



I have **an** apple.

**don't** have = **do not** have

- 3 Write. **I have** **I don't have**



**I don't have** a drink.



\_\_\_\_\_ a lunchbox.



\_\_\_\_\_ a sandwich.



\_\_\_\_\_ a banana.



\_\_\_\_\_ two drinks.



\_\_\_\_\_ an apple.

- 4 Look at the pictures again. Say and answer.


a sandwich   an orange   a drink   a lunchbox   an apple   a banana

I have two drinks.

Number 5!



## Lesson Three Song

1 Listen, point, and repeat.  105



tomato




pear



grapes



pineapple



cherries

2 Listen and sing.  106



3 Sing and do.

**Let's sing!**

**Open my lunchbox!**

Open my lunchbox.  
What can you see?  
I have a sandwich,  
You can share with me.

I have a tomato.  
I have a pear.  
And I have some grapes,  
I'm happy to share.







1 Listen, point, and repeat. 107

ch

chair

teacher

chick



2 Listen and chant. 108

My name's Charlie.  
This is my teacher.  
She's on a chair.  
She has a little chick.

Chirp, chirp, chirp, says the chick.  
Chirp, chirp, chirp, says the chick.

My teacher's on a chair.  
She has a little chick.



3 Read the chant again. Circle the ch sounds.

4 Look at the picture and circle the correct sound.



ch h c



c k ch



ch c h



s c ch



# Skills Time!

## Lesson Five

### Reading

1 Point to the food. Say the words.

2 Listen and read.  109



In my lunchbox I have a cheese sandwich  
and a banana. I have an orange.  
I don't have a cookie. I don't have a drink today.



In my lunchbox I have a cheese and tomato sandwich.  
I don't have a banana, but I have an apple.  
I have a drink today.



I have a pear and a cookie in my lunchbox.  
I have two egg sandwiches. My drink is water.  
I don't have an apple today.



3 Read again. Write A, B, or C.



Her lunchbox is A.



Her lunchbox is \_\_\_\_\_.














His lunchbox is \_\_\_\_\_.



## Listening

1 Listen and check (✓).  110

								
1 			✓					
2 								
3 								

## Speaking

2 Look at the pictures again. Ask and answer.

a sandwich   an egg   an apple   a pear  
a drink   an orange   eight grapes   three cherries

I have an egg. I have a pear. What color is my lunchbox?

Your lunchbox is blue.

## Writing preparation

3 Write *a* or *an*.

**an + a, e, i, o, u**   This is **an** orange.   This is **a** pear.

1 This is a cookie.

2 I have \_\_\_\_\_ apple.

3 I have \_\_\_\_\_ umbrella.

4 This is \_\_\_\_\_ hat.

5 It's \_\_\_\_\_ sandwich.

6 I don't have \_\_\_\_\_ egg.

Complete the writing task on page 77 of the Workbook.





## Review 3

### 1 Circle the odd-one-out. Write.

1

socks

shorts

helmet

coat

helmet

2

pineapple

apartment

orange

tomato

3

front door

living room

bedroom

ladder

### 2 Write.

Where's

Where are

He's

She's

They're



Where's Billy?

He's in the bedroom.



Mom and Dad?

in the kitchen.



Rosy's aunt and uncle?

in the dining room.



Grandma?

in the dining room, too.

### 3 Look and write.

seesaw

~~Can~~

careful

slide

Can I go on the \_\_\_\_\_, please?

Yes, OK. Be  
of the frisbee.




Look, I'm on  
the \_\_\_\_\_.



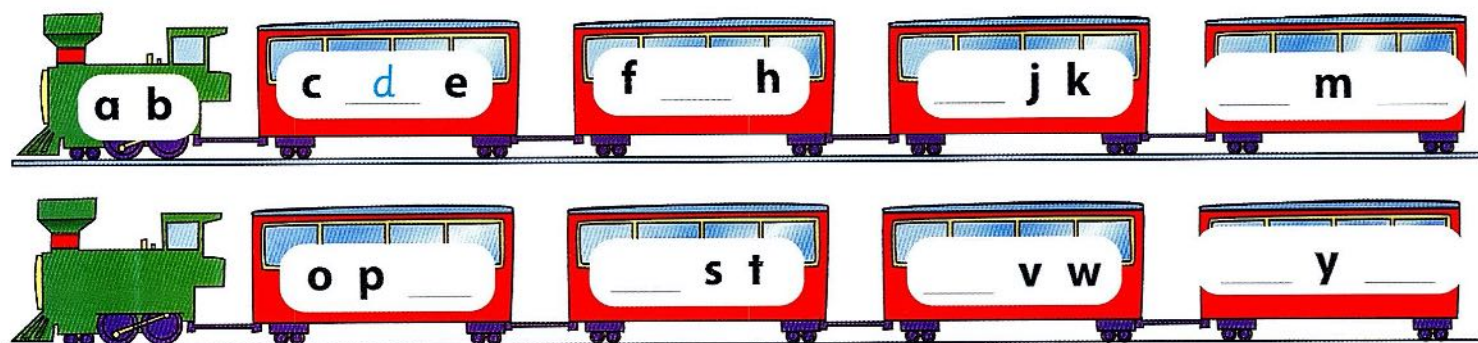
4 Write.

His Her



- 1 Her socks are white.
- 2 \_\_\_\_\_ shorts are orange.
- 3 \_\_\_\_\_ T-shirt is green and orange.
- 4 \_\_\_\_\_ socks are blue.
- 5 \_\_\_\_\_ pants are green.

5 Write the letters.



6 Circle.



ch sh



ch sh



ch sh



ch sh

7 Read and color.

My work in Units 7, 8, and 9 is



OK



Good



Excellent



## Lesson One Words

1 Listen, point, and repeat. 111



long



short



blond



brown






curly



straight

3 Listen and read. 113





- 1 Listen to the story again and repeat. Act.
- 2 Look and say.

irLanguage.com

Let's learn!



He **has** short hair.  
He **doesn't have** straight hair.



She **has** blue eyes.  
She **doesn't have** brown eyes.



It **has** black eyes.  
It **doesn't have** long hair.

**doesn't have** = **does not have**

3 Write.

**has doesn't have**

1



He has blond hair.

2



She \_\_\_\_\_ straight hair.

3



It \_\_\_\_\_ blue eyes.

4



He \_\_\_\_\_ curly hair.


4 Look at the pictures again. Say and answer.


She has straight hair.

Number 2.



## Lesson Three Song

1 Listen, point, and repeat.  114



square



circle



triangle



rectangle



diamond

2 Listen and sing.  115

3 Sing and do.

### Let's sing!

#### It's a square!

It has four sides.  
They're all the same.

It has four sides.  
They're all the same.

It's a square!

It doesn't have sides.  
It's smooth and round ...


It's a circle!

It has three sides.  
Just one, two, three ...

It's a triangle!





1 Listen, point, and repeat.  116

th


three

3

bath



teeth



2 Listen and chant.  117

Baby Theo's in the bath,  
One, two, three.  
Baby Theo counts his teeth,  
One, two, three.



3 Read the chant again. Circle the *th* sounds.

4 Look at the picture and circle the correct sound.

1



h

th

t

2

10

h

th

t

3

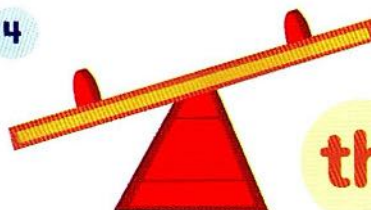
3

th

tr

h

4



th

s

sh



# Skills Time!

## Lesson Five

### Reading

- 1 How many friends can you see? Point and say.
- 2 Listen and read.  118

Dear Beth,

This is a photo of me with my four friends. We are on a roundabout at the park. All my friends are great.

Emily is my best friend. She has brown hair. It's long and curly. Charlie is Emily's little brother. He's five. He's very short and he has short, black hair.


Isabel is a good friend, too. She's tall and she has long, blond hair. Her eyes are blue.

Danny is my cousin. He's in the photo, too. He's tall and he has brown hair and brown eyes. Can you see him? He has a blue shirt.

I'm in the photo, too. I have very long, straight hair and brown eyes. Can you see me?

Do you have a photo of you and your friends? Please write soon.

From,  
Katie



- 3 Read again. Write the names.





Isabel





Listening

1 Listen and number.  119



Speaking

2 Look at the picture again. Ask and answer.

She has blond hair. Who is it?

It's number 1.

Writing preparation

3 Circle *n't* and match.

I **have** blue eyes. = I **don't** have blue eyes.

She **has** black hair. = She **doesn't** have black hair.

1 She has brown eyes. ☐

a I don't have two sisters.

2 It has black eyebrows ☐

b She doesn't have brown eyes.

3 I have two sisters. ☐

c He doesn't have a toy train.

4 He has a toy train. ☐

d It doesn't have black eyebrows.

Which letter is missing? **n't** = n \_ t

Complete  
the writing  
task on  
page 85  
of the  
Workbook.

page  
**85**



## Everyday English

1 Watch and listen. Read and say.  120

1 

Mom: Get dressed, now! **Hurry up!**  
 Kate: OK, Mom.  
 Mom: **Put on** your hat, please.

2 

Kate: Sorry I'm late.  
 Mrs. Smith: **Take off** your hat, please.  
 Kate: Yes, Mrs. Smith.

2 Watch and listen. Write.  121

please on ~~hat~~ Sorry take off

1 Oh, I have my hat !

2 Kate, \_\_\_\_\_ your shoes, \_\_\_\_\_.


3 \_\_\_\_\_, Mom!




3 **Speaking** Look at the clothes. Ask and answer.






- 1 Watch the story again. Act. 
- 2 Make a clothes cube.



1 Color in the clothes pictures.



2 Write the words: sweater, hat, coat.



3 Cut out the cube shape.




4 Fold and glue the clothes cube.


- 3 **Speaking** Throw the clothes cube and say. ✓ = Put on. x = Take off.





## Lesson One Words

1 Listen, point, and repeat.  122



elephant



giraffe



monkey

2 Listen and chant.  123



big







tall



little

3 Listen and read.  124






- 1 Listen to the story again and repeat. Act.
- 2 Look and say.

## Let's learn!



I **like** monkeys.



I **don't like** elephants.



They're **big**.  
I'm **little**.

am / is / are + **big**

## 3 Write.


**like**    **don't like**



I like lions.



I \_\_\_\_\_ elephants.



I \_\_\_\_\_ giraffes.




I \_\_\_\_\_ monkeys.

## 4 Say and answer.

big    little    tall    black    brown    yellow    white

They're big.

They're elephants.



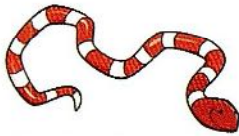


## Lesson Three Song

1 Listen, point, and repeat. 🎧 125



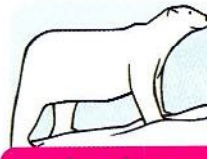
tiger



snake



parrot



polar bear




seal

2 Listen and sing. 🎧 126

3 Sing and do.

**Let's sing!**





**Let's go to the zoo!**

Hear the tigers growl, growl,  
Growl, growl, growl, growl.  
Hear the tigers growl, growl.  
Hip, hip, hip hooray!


Let's go to the zoo, zoo, zoo!  
What about you, you, you?  
You can come too, too, too.  
Let's go to the zoo, zoo, zoo!

Hear the snakes hiss, hiss, ...  
Let's go to the zoo, zoo, zoo ...

Hear the parrots squawk, squawk, ...  
Let's go to the zoo, zoo, zoo ...






1 Listen, point, and repeat.  127



cat



man



fan

2 Listen and chant.  128



The cat has a hat.  
The cat has a hat.  
a, a, a, a, a.

The man has a fan.  
The man has a fan.  
a, a, a, a, a.



3 Read the chant again. Circle the *a* in the middle of the words.

4 Write.



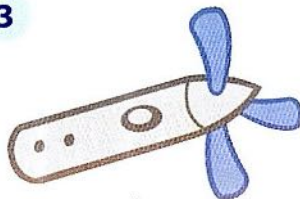
1

tha  
hat



2

nam



3

afn



4


cta



# Skills Time!

## Lesson Five

### Reading

- 1 Look at the pictures. Talk about the animals.
- 2 Read and listen to the poem.  129

#### What am I?

I am an animal at the zoo.

Listen now, this is true.

I'm yellow and brown. My tongue is red.

I have two little ears on top of my head.

My neck is long and I am tall.

I don't have any hands at all.

I can see the tops of trees.


My food is there. I like green leaves.

To get my food, my tongue is long.

Can you guess? Don't get it wrong!

So what am I? Do you know?

Point to me and say "hello!"






### 3 Read again. Write T (true) or F (false).

- |  |   |
|--|---|
| 1 The animal is tall. <u>  T  </u>             | 2 The animal has two hands. <u>      </u> |
| 3 The animal is black and white. <u>      </u> | 4 The animal has two ears. <u>      </u>  |



## Listening

### 1 Listen and number. 130



## Speaking

### 2 Look at the pictures again. Ask and answer.

snake   polar bear   elephant   monkey   lion   seal

It's gray. It has big ears. What is it?

It's an elephant.

## Writing preparation

adjectives = describing words

### 3 Circle the adjectives.

It's a long snake.   It's a little monkey.

1 It's a white polar bear.

2 It's a green snake.

3 This is a brown monkey.

4 They're tall giraffes.

5 It's an orange and black tiger.   6 It's a blue parrot.


Complete  
the writing  
task on  
page 93  
of the  
Workbook.





# Science Time!

## Topic: Animals

1 Listen, point, and repeat.  131



insect



mane



feather



fur



wing

2 Listen and read.  132

3 Read again and complete.

## Wonderful Animals

### Bee



مرجع زبان ایرانیان  
This little animal is yellow and black. It has six legs. It's an insect. All insects have six legs. It has two eyes, and it has two wings. It's a honey bee.

legs

eyes

wings

### Lion



This animal is brown. It doesn't have six legs. It has four. It's big and it has short fur on its body, and long fur on its mane. It's a lion.

legs

eyes

wings

### Bird



This animal has two wings. It isn't big. It has feathers on its body. It has two legs and two eyes. It's yellow, white, and black. It's a bird.

legs


eyes

wings

4 **Think!** What are two animals that have fur?


What are three animals that have wings?



1 Listen and check (✓) the things you hear.  133



2 Project. Make animal cards.




Cut out five cards.



Choose five animals.




Draw or glue the pictures of animals onto the cards.



Write.

3 Talk about your project.

This is a bear. It has brown fur. It has four legs and two eyes. I like bears.



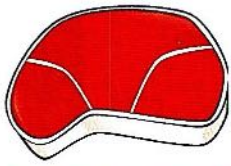


## Lesson One Words


1 Listen, point, and repeat. 134



rice



meat




carrots

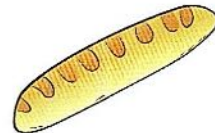
2 Listen and chant. 135



yogurt






fish



bread

3 Listen and read. 136






1 Listen to the story again and repeat. Act.

2 Look and say.

## Let's learn!



Do you like yogurt?  
Yes, I do.



Do you like carrots?  
No, I don't.



What do you like?  
I like yogurt.

don't = do not

3 Write.

Yes, I do. No, I don't.



Do you like yogurt?

Yes, I do.



Do you like bread?

\_\_\_\_\_.



Do you like fish?

\_\_\_\_\_.



Do you like carrots?




\_\_\_\_\_.

4 Point, ask, and answer.

meat rice ice cream yogurt bread tomatoes


Do you like meat?


Yes, I do.





## Lesson Three Song

1 Listen, point, and repeat.  137



milk



juice



water



hot chocolate



tea

2 Listen and sing.  138

3 Sing and do.

### Let's sing!

#### Drink your milk!


Eat your eggs and drink your milk,  
Drink your milk,  
Drink your milk.


Eat your eggs and drink your milk.  
Don't be late for school!

Eat your bread and drink your juice, ...  
Here's your water, here's your bag, ...






1 Listen, point, and repeat.  139



2 Listen and chant.  140




Ken has a pen,  
Pen, pen, pen.

Ken's pen is red,  
Red, red, red.


Where's Ken's pen?  
Pen, pen, pen.

It's on Ken's bed,  
Bed, bed, bed.



3 Read the chant again. Circle the e in the middle of the words.

4 Match the words that rhyme.





# Skills Time!


## Lesson Five

### Reading

1 What food do you like? Point and say.


2 Listen and read.  141

### The Family and Friends Café




**Food**

Meat  
Fish  
Rice  
Bread  
Eggs  
Carrots  
Tomatoes




**Desserts**

Ice cream  
Yogurt  
Apple  
Banana  
Grapes



**Drinks**


Apple juice  
Orange juice  
Water  
Hot chocolate  
Milk



**Sally**







I'm hungry. Let's look at the menu. I like meat and rice.  
I like carrots, too. I don't like fish or eggs. I like ice cream.  
I like apple juice, but I don't like milk. What do you like, Emma?

I like ice cream, too. And I like fish and eggs. I like rice, but I don't like carrots. I like bananas, but I don't like grapes. I like milk, but I don't like apple juice.



**Emma**






3 Read again. What do Sally and Emma like? Write ✓ or x.

						
Sally	✓					
Emma						



## Listening

1 Listen and draw 😊 or ☹️. 🎧 142



## Speaking

2 Look at the menu on page 100. Ask and answer.

What do you like?

I like eggs and ...

## Writing preparation

irLanguage.com

3 Circle *n't* and match.

isn't = is **not**

don't = do **not**

aren't = are **not**

1 I don't like tea.

☐

a They are not my shorts.

2 It isn't a banana.

☐

b I do not like tea.

3 They aren't my shorts.

☐

c She is not my sister.

4 She isn't my sister.

☐

d It is not a banana.

What letter is missing? **n't** = n \_ t

Complete the writing task on page 101 of the Workbook.






## Review 4

### 1 Circle the odd-one-out. Write.

- |   |          |           |               |            |             |
|---|----------|-----------|---------------|------------|-------------|
| 1 | triangle | circle    | <u>mane</u>   | diamond    | <u>mane</u> |
| 2 | giraffe  | rectangle | seal          | tiger      |             |
| 3 | milk     | water     | hot chocolate | feather    |             |
| 4 | snake    | yogurt    | monkey        | polar bear |             |

### 2 Write. It has    It doesn't have




This animal is tall. It has a long neck.  
 \_\_\_\_\_ four legs. \_\_\_\_\_ big ears.



This animal is big.  
 \_\_\_\_\_ fur. \_\_\_\_\_ fingers.



This animal is little.  
 \_\_\_\_\_ four wings. \_\_\_\_\_ two wings.



This animal is long.  
 \_\_\_\_\_ legs. \_\_\_\_\_ two eyes.

### 3 Look and write. Take    ~~Hurry~~    Put    OK

Hurry up, please.  
 \_\_\_\_\_ on your coat.















Yes, \_\_\_\_\_.


\_\_\_\_\_ off your shoes, please.



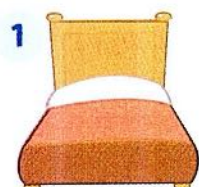
4 Look at the pictures. Read and circle.

1  I like / don't like juice and I like / don't like fish.  
I like / don't like yogurt.

2  I like / don't like yogurt and I like / don't like fish.  
I like / don't like juice.

5 Look at the pictures and write.



a

e

bed



\_\_\_\_\_

\_\_\_\_\_

\_\_\_\_\_

\_\_\_\_\_

\_\_\_\_\_

\_\_\_\_\_

6 Read and color.

My work in Units 10, 11, and 12 is



OK



Good



Excellent

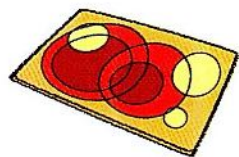


Play a game! ▶



## Lesson One Words

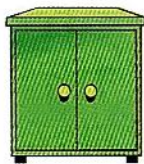
1 Listen, point, and repeat.  143



rug




bed



cabinet



shelf





pillow



blanket

2 Listen and chant.  144

3 Listen and read.  145






1 Listen to the story again and repeat. Act.

2 Look and say.

## Let's learn!



**There's** a doll on the rug.



**There are** three books under the bed.

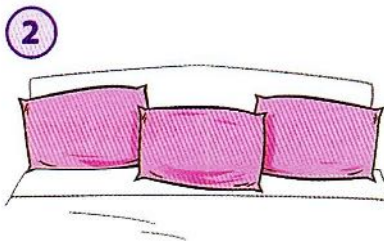
there's = there is

3 Write.

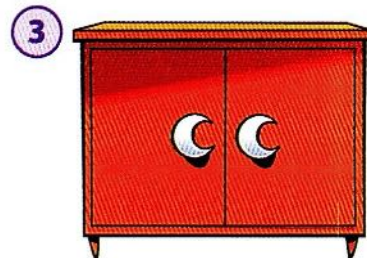
**There's    There are**




There's a blanket.



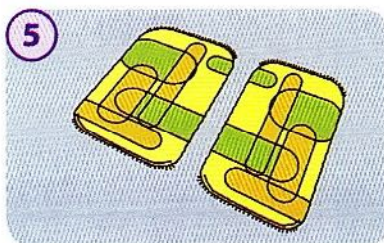
\_\_\_\_\_ three pillows.



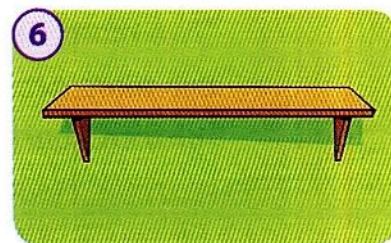
\_\_\_\_\_ a cabinet.



\_\_\_\_\_ two beds.



\_\_\_\_\_ two rugs.



\_\_\_\_\_ a shelf.


4 Look at the pictures again. Point, ask, and answer.

How many blankets?

There's one blanket.



## Lesson Three Song

1 Listen, point, and repeat.  146

11

eleven

12

twelve

13

thirteen

14

fourteen

15

fifteen

16

sixteen

17

seventeen

18

eighteen

19

nineteen

20

twenty

2 Listen and sing.  147

3 Sing and do.

### Let's sing!

#### There are ten in the bed

There are ten in the bed,  
And the little one says,  
"Two more, two more."  
Two more get in.  
Eleven, twelve!

There are twelve in the bed,  
And the little one says,  
"Two more, two more."  
Two more get in.  
Thirteen, fourteen!

There are fourteen in the bed, ...  
Fifteen, sixteen!


There are sixteen in the bed, ...  
Seventeen, eighteen!


There are eighteen in the bed, ...  
Nineteen, twenty!

Help!






1 Listen, point, and repeat.  148




2 Listen and chant.  149



A big, big pin  
And a big, big fig.


Keep the big pin.  
Give the fig to a pig.



3 Read the chant again. Circle the *i* in the middle of the words.


4 Listen to the sounds and join the letters.  150

What does the pig have?



i i e e e i i

e e i i i e e





# Skills Time!

## Lesson Five

### Reading

1 What's in the bedroom? Point and say.


2 Listen and read. 151

## ★ STAR LETTER ★

Dear Junior Magazine,  
This is a picture of my bedroom.  
There is a bed in my bedroom.  
There are lots of soccer balls on my  
blanket and pillow. There is a book shelf.  
I have twelve books on my shelf.  
Four books are about soccer.  
My clothes are in my cabinet.  
My favorite clothes are my red shorts and  
red T-shirt for soccer.  
I have lots of toys and a big toy box.  
There is a blue rug next to my bed.  
There are soccer balls on my rug, too!  
I like my bedroom and  
I like soccer!

Bye!

From Jamie (age 7)



Write to JUNIOR MAGAZINE, New York, New York U.S.A.

3 Read again. Write T (true) or F (false).

- |   |                                 |
|---|---------------------------------|
| 1 There are photos on his blanket. <u>F</u> | 2 Jamie has twenty books. _____ |
| 3 He has lots of toys. _____                | 4 Jamie has two cabinets. _____ |
| 5 There are soccer balls on the rug. _____  | 6 He likes his bedroom. _____   |



## Listening

1 Listen and write A or B.  152

A



B



- 1 ☐ B 2 ☐ 3 ☐ 4 ☐ 5 ☐ 6 ☐

## Speaking

2 Look at the pictures again. Ask and answer.

shoes teddy bear book T-shirt ball bag books

Where are the shoes?

They're on the rug.

## Writing preparation

3 Read the questions and answers. Write ? or .

Where's my pillow ? It's on your cabinet .

Is it on my cabinet ? Yes, it is .

1 There is a blanket on my bed ☐

2 Where's the pillow ☐

3 Is it in the kitchen ☐

4 What's in my bedroom ☐

5 There are lots of toys ☐

6 His name's Jamie ☐

Complete  
the writing  
task on  
page 109  
of the  
Workbook.

page  
109





## Everyday English


1 Watch and listen. Read and say.



153



Mom: Would you like salad?  
James: Yes, please. Mmm, this is yummy.  
Mom: Good. I'm happy you like it.



Mom: Would you like fries?  
James: No, thanks. I'm full. Thank you for dinner.

2 Watch and listen. Number.



154



3 **Speaking** Look at the food words. Ask and answer.

a sandwich a cookie rice juice tea



Would you like a sandwich?

Would you like juice?

Yes, please.

No, thanks.






1 Watch the story again. Act.



2 Make a plate of food.



1 Color and cut out the plate.



2 Color and cut out the food.




3 Glue some of the food items onto the plate.

I have meat, carrots, and salad.



4 Tell your partner about your plate.

3 **Speaking** Fill your food plate. Ask and answer.



Would you like tomatoes?

No, thanks.

Would you like pizza?

Yes, please. I like pizza.




## Lesson One Words

1 Listen, point, and repeat. 155



run



fly



walk


2 Listen and chant. 156



talk






swim



climb

3 Listen and read. 157





- 1 Listen to the story again and repeat. Act.
- 2 Look and say.

## Let's learn!



He **can** fly.



He **can't** talk.



Can he play soccer?  
Yes, he **can**.



Can he talk?  
No, he **can't**.

**can't** = cannot

- 3 Write.


**can can't**



This doll **can't** talk.



She **can** run.



She **can't** climb.



She **can** walk.



She **can** swim.



She **can't** fly.


- 4 Look at the pictures again. Point, ask, and answer.


Can she talk?

No, she **can't**.



## Lesson Three Song

1 Listen, point, and repeat.  158



write



draw



sing




cook

2 Listen and sing.  159

3 Sing and do.

**Let's sing!**



**I can do anything!**

I can write my alphabet,  
My alphabet, my alphabet.  
I can write my alphabet  
From A to Z.

I can do anything, anything, anything,  
I can do anything, if I try.

I can draw an elephant, ...  
With two big ears.

I can do anything, ...

I can sing this song to you, ...  
And make you smile.

I can do anything, ...






1 Listen, point, and repeat.  160


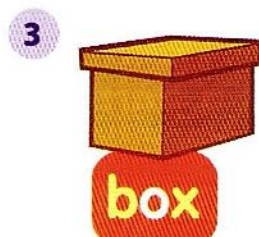


2 Listen and chant.  161



3 Read the chant again. Circle the o in the middle of the words.

4 Match the words that rhyme.





# Skills Time!

## Lesson Five


### Reading

- 1 What animals can you see? What color are they?
- 2 Listen and read.  162


## Beautiful Animals

This is a very big cat.  
It has orange and black stripes.  
It can swim.  
It can jump.  
And it can run very fast.  
This animal likes meat.  
You can see it at the zoo.

**What is it?**



**It is a tiger.**



**It is a parrot.**

This is a bird.  
It is blue, green, red, and yellow.  
It can fly and it can sing.  
It can't read or write.  
But it can talk!  
This animal likes fruit and nuts.  
It can be a pet in a house.

**What is it?**


- 3 Read again and check (✓).




	tiger	parrot
1 It can fly.		✓
2 It can swim.		
3 It's a big cat.		

	tiger	parrot
4 It can talk.		
5 It's a bird.		
6 It can sing.		



## Listening

1 Listen and number.  163



## Speaking

2 Look at the pictures again. Say and answer.

It has four legs. It can run. It's brown and big.

Yes, it is.

Is it a lion?

## Writing preparation

3 Circle *n't* and match.

can't = cannot

1 It can't read. ☐

2 A seal can't fly. ☐

3 Action Boy can't talk. ☐

4 I can't swim. ☐

a Action Boy cannot talk.

b It cannot read.

c I cannot swim.

d A seal cannot fly.

What letter is missing? **n't** = n \_ t

Complete the writing task on page 117 of the Workbook.







# Geography Time!

## Topic: Volcanoes


1 Listen, point, and repeat. 164



volcano




inside



hole



erupt



lava


2 Listen and read. 165

## Amazing Volcanoes

Volcanoes are very big and very tall. There is a hole in the volcano. There is lava inside the hole. It is red and yellow, and it is very, very hot!



Volcanoes can erupt. The lava comes out and goes down the volcano. It is beautiful, but very dangerous.



This is the biggest volcano in the world. It's in Hawaii, and its name is Mauna Loa. Some volcanoes don't erupt, but Mauna Loa erupts a lot.



There are also volcanoes under the ocean. They erupt all the time, but we can't see them!

مرجع زبان ایرانیان


3 Read again. Circle T (true) or F (false).

- |                                  |   |   |
|----------------------------------|---|---|
| 1 Mauna Loa is a little volcano. | T | F |
| 2 It is hot inside the volcano.  | T | F |
| 3 Volcanoes can't erupt.         | T | F |
| 4 Lava is red and yellow.        | T | F |

4 Think! Are there volcanoes in your country?



1 Listen and write the number. 166



2 Project. Make a volcano.



Put a glass in a pail. Add sand or mud and turn the pail over.



Put baking soda into the glass.



Add dishwashing liquid and food color.



Add vinegar. See your volcano erupt!

3 Talk about your project.


This is my volcano.  
The volcano can erupt.  
The lava is red.






## Lesson One Words

1 Listen, point, and repeat. 167




sandcastle



beach




crab



the ocean



boat



shell

2 Listen and chant. 168

3 Listen and read. 169





1 Listen to the story again and repeat. Act.

2 Look and say.

## Let's learn!



Let's make a sandcastle.  
That's a good idea.




Let's play ball.  
Great. OK!

3 Circle and write.



Let's make a sandcastle.

sandcastle ice cream crab



Let's swim in the \_\_\_\_\_.

house living room ocean



Let's find \_\_\_\_\_.

a yogurt shells play



Let's play \_\_\_\_\_.

beach ball hat

4 Look at the pictures again. Point and say.

Let's make a sandcastle.

That's a good idea.



## Lesson Three Song

1 Listen, point, and repeat. 170



sunscreen



bat



ice pop



pail



shovel

2 Listen and sing. 171

3 Sing and do.

### Let's sing!



### It's a wonderful day!

Hey, hey!  
It's a wonderful day.  
We are going to the beach today.

Don't forget your sunscreen,  
Don't forget your hat.  
Don't forget your frisbee,  
Or your ball and bat.


Hey, hey!  
It's a wonderful day ...


Have an ice cream,  
Have a drink.  
Have an ice pop,  
Yellow or pink.

Hey, hey!  
It's a wonderful day ...





1 Listen, point, and repeat.  172



2 Listen and chant.  173




I'm on the rug,  
Rug, rug, rug.  
Look at the bug,  
Bug, bug, bug.  
  
Here is the sun,  
Sun, sun, sun.  
Let's go and have fun,  
Fun, fun, fun.



3 Read the chant again. Circle the u in the middle of the words.

4 Listen to the sounds and join the letters.  174

What does the fox have?



u i o i o u o  
o o u o u i i  
i u i u i o u





# Skills Time!

## Lesson Five

### Reading

1 What can you see in the picture? Point and say.

2 Listen and read. 175



Hi Ben,


I am on vacation here with my sister, mom, and dad. The beach is great. It is long and sandy. I have a new pail and shovel, so we can make sandcastles. There are shells and crabs on the beach, too. I have a bat and ball too, so we can play games together.

The ocean is blue and clean here. We can swim in the ocean and go in a boat. I like boats, so I'm happy about that.

Our hotel is really nice. I can see the ocean from my bedroom. There is a swimming pool at the hotel.

I can swim here, too!

From,  
Robbie



Ben Jones

18 Park Avenue

New York City, NY

10016

USA

3 Read again. Circle the correct word.

1 Robbie is on vacation with his **brother** / sister.

3 Robbie **can** / **can't** see the ocean from his bedroom.

5 Robbie likes **trains** / **boats**.


2 The ocean is **green** / **blue**.

4 There are **crabs** / **frisbees** on the beach.



## Listening

1 Listen and write A or B.  176



1

2

3

4

5

6

## Speaking

2 Look at the pictures again. Point and say.

play with a bat and ball  
play soccer

find crabs and shells  
play frisbee

make a sandcastle  
put on sunscreen

Let's play soccer.

Great. OK!

verbs = doing words

## Writing preparation

3 Circle the verbs.

Let's run. Let's go in a boat.

1 Let's swim.

2 Let's walk.

3 Let's play ball.

4 Let's find shells.

5 Let's put on sunscreen.

6 Let's make a sandcastle.

Complete the writing task on page 125 of the Workbook.

page 125



## Review 5

### 1 Circle the odd-one-out. Write.

1

bed

cabinet

shelf

shell

shell

2

crab

sandcastle

volcano

pail

3

lava

thirteen

twenty

fifteen

4


walk

the ocean

run

dance

### 2 Write T (true) or F (false).



1 There are two beds. T

2 There's a kite under a bed.    

3 There are books on the cabinet.    

4 There are pants on the rug.    

5 There's a ruler on the shelf.    

### 3 Write.

can

can't

1




It can fly.

2



It     walk.

3



It     climb.

4



It     swim.

### 4 Look and write.

please

Do

thanks

want

Do you  
want carrots?



No,    . I'm full.

Really? Do you      
hot chocolate?



Yes,    . I want hot chocolate!



5 Match.

1



Let's make

sunscreen.

2



Let's put on

crabs.


3



Let's go in

a boat.

4




Let's find

a sandcastle.

6 Circle the vowel.

1



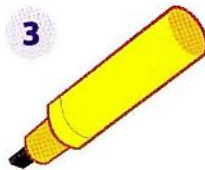
a e i o u

2



a e i o u

3



a e i o u

4



a e i o u

5



a e i o u

7 Look at the pictures again and write.

a

e

i

o

u

fan

8 Read and color.

My work in Units 13, 14, and 15 is



OK



Good



Excellent



Play a game! ▶




# American Family and Friends 2nd Edition

Supporting all teachers,  
developing every child


Teachers love Family and Friends. The clear structure, fast-paced language syllabus, engaging songs and stories, and comprehensive assessment package make it one of the world's most popular courses for young learners.

- NEW** Fluency Time! sections with functional language to build conversation skills
- NEW** Cross-curricular lessons develop presentation skills and critical thinking
- NEW** Systematic support for differentiated learning
- NEW** Interactive Online Practice and Online Play

## For students



Student Book



Workbook  
with or without  
Online Practice



Online Play




eBooks



Online Practice



## For teachers



Teacher's Book Plus  
with Fluency DVD, Online Practice, and  
Assessment and Resource CD-ROM & Audio CD



Oxford iTools  
Digital Classroom Resources



Class Audio CDs

## Also available



- Grammar Friends ■ Readers ■ Alphabet book
- Oxford Primary Skills: Reading and Writing



Teacher's Resource Pack  
with Story Posters, Phonics Cards, and Flashcards

SHAPING learning TOGETHER

**OXFORD**  
UNIVERSITY PRESS

**oxfordparents**  
Help your child with English  
[www.oup.com/elt/oxfordparents](http://www.oup.com/elt/oxfordparents)

[www.oup.com/elt/americanfamilyandfriends](http://www.oup.com/elt/americanfamilyandfriends)