

Pearson

# NEW BIG

3

## FUN

### Student's Book

Mario Herrera  
Barbara Hojel



Including  
CD-ROM  
with  
Games & Stories

**NEW**  
**BIG**  
**FUN**



**Student's Book**

**Mario Herrera**



**Barbara Hojel**

**New Big Fun Student's Book 3 with CD-ROM**

**Pearson Education Limited**

KAO Two, KAO Park, Hockham Way, Harlow, CM17 9SR, England  
and Associated Companies throughout the world.

www.English.com

© Pearson Education Limited 2018

Authorized Adaptation from the U.S. edition, entitled Big Fun, 1st Edition, by Mario Herrera and Barbara Hojel, published by Pearson Education Inc, © 2014 by Pearson Education, Inc.

The right of Mario Herrera and Barbara Hojel to be identified as authors of this Work has been asserted by them in accordance with the Copyright, Designs and Patents Act 1988.

All rights reserved; no part of this publication may be reproduced, stored in a retrieval system, or transmitted in any form or by any means, electronic, mechanical, photocopying, recording, or otherwise without the prior written permission of the Publishers

First published 2018

ISBN: 978-1-292-26579-7

Set in Gill Sans Infant Std

Printed in China (SWTC/02)

**Illustration credits:** Blanca Nayelli Barrera, Luis Briseño, Laura Estela González, Félix León, Hugo Miranda, Javier Montiel, A Corazón Abierto, Ricardo Quezada

**Photo credits:** p. 1 (top left) bikeriderlondon/Shutterstock, (bottom left) Mike Degtearlov/Shutterstock, (top right) bikeriderlondon/Shutterstock, (bottom right) Monkey Business Images/Shutterstock; p. 2 (top) kurhan/Shutterstock, (middle) Lucky Business/Shutterstock, (middle) Diego Cervo/Shutterstock, (bottom) grynold/Shutterstock; p. 3 (top) Pavel L Photo and Video/Shutterstock, (middle) Stephen Coburn/Shutterstock, (middle) Lisa F. Young/Shutterstock, (bottom) kali9/E+/Getty Images; p. 5 (moon) violetkaipa/Shutterstock, (milk) s-ts/Shutterstock, (monkey) Ira-kez/Shutterstock, (lollipop) Shebeko/Shutterstock, (sandwich) Valentyn Volkov/Shutterstock, (sun) Serg64/Shutterstock, (seal) Jenny Sturm/Shutterstock, (banana) Emin Ozkan/Shutterstock, (man) Ljupco Smokovski/Shutterstock, (fish) bluehand/Shutterstock, (carrot) Olinchuk/Shutterstock, (fan) cynoclub/Shutterstock, (alligator) Art\_man/Shutterstock, (ant) schankz/Shutterstock, (apple) Alex Staroseltsev/Shutterstock, (nest) Dmitrijs Mihejevs/Shutterstock; p. 6 (monkey) Eric Isselee/Shutterstock, (ant) Tsekhmister/Shutterstock, (farmer) Lucky Business/Shutterstock; p. 12 (background) maggee/Shutterstock; p. 13 (middle) Sergiy Bykhunenko/Shutterstock; p. 15 (left) Samuel Borges Photography/Shutterstock, (middle) Leah-Anne Thompson/Shutterstock, (middle left) worker/Shutterstock, (left) Andresr/Shutterstock; p. 16 (top) Monkey Business Images/Shutterstock, (middle) DenisNata/Shutterstock, (middle) Patrick Foto/Shutterstock, (bottom) Pashin Georgiy/Shutterstock; p. 17 (top) Andrea Slatter/Shutterstock, (middle) BananaStock/Thinkstock, (middle) Vadim Ponomarenko/Shutterstock, (bottom) naluwan/Shutterstock; p. 19 (lion) Eric Isselee/Shutterstock, (lollipop) Cherkas/Shutterstock, (moon) Lukyanova Natalia/frenta/Shutterstock, (lamb) Erik Lam/Shutterstock, (telephone) fotostoker/Shutterstock, (sun) Elenamiv/Shutterstock, (tiger) ponzuwan/Shutterstock, (toothbrush) © Igor Korionov/Thinkstock, (pencil) Julia Ivantsova/Shutterstock, (fish) Napat/Shutterstock, (pizza) Africa Studio/Shutterstock, (officer) Lifesize/Thinkstock, (envelope) Alex Staroseltsev/Shutterstock, (egg) © Zelko Bozic/Thinkstock, (elephant) Talvi/Shutterstock, (dog) kukuruxa/Shutterstock; p. 20 (lion) Eric Isselee/Shutterstock, (egg) Narika/Shutterstock, (pizza) Cristi Lucaci/Shutterstock; p. 26 (background) © Sebastian Duda/Shutterstock, (top) Anke van Wyk/Shutterstock, (middle) Talvi/Shutterstock, (bottom) defpicture/Shutterstock; p. 27 (left) Giuseppe\_R/Shutterstock, (right) Ilke/Shutterstock; p. 29 (left) Ruta Production/Shutterstock, (bottom) Sergiy Bykhunenko/Shutterstock, (middle) Mostphotos/Shutterstock, (right top) Mayer George/Shutterstock, (right bottom) ShortPhotos/Shutterstock; p. 30 (top) Andriy BONDAREV/Shutterstock, (middle) Fuse/Thinkstock, (middle) art&design/Shutterstock, (bottom) Elenathewise/Fotolia; p. 31 (top) Artazum/Shutterstock, (middle) Felix-Andrei Constantinescu/Shutterstock, (middle) Omegafoto/Shutterstock, (bottom) Artazum/Shutterstock; p. 33 (nurse) Bevan Goldswain/Shutterstock, (nest) Jessmine/Shutterstock, (nine) marian/Shutterstock, (lion) Eric Isselee/Shutterstock, (cat) Eric Isselee/Shutterstock, (banana) Mazzzur/Shutterstock, (cake) Elena Larina/Shutterstock, (car) HSNphotography/Shutterstock, (fish) Ekaterina V. Borisova/Shutterstock, (garden) Medioimages/Photodisc/Thinkstock, (gate) Erena.Wilson/Shutterstock, (guitar) Africa Studio/Shutterstock, (insects) irin-k/Shutterstock, (iguana) tratong/Shutterstock, (igloo) Marteric/Shutterstock, (car) Zoonar RF/Thinkstock; p. 34 (nurse) Billion Photos/Shutterstock, (car) Giovanni Love/Shutterstock, (igloo) Vova Shevchuk/Shutterstock, (garden) Krawczyk-A-Foto/Shutterstock; p. 40 (background) Balazs Justin/Shutterstock; p. 41 (middle) naluwan/Shutterstock; p. 43 (left, right) Noam Amnon/Shutterstock, (middle) Rtimages/Shutterstock; p. 44 (top) Robyn Mackenzie/Shutterstock, (middle) objectsforal/Shutterstock, (middle) Yeko Photo Studio/Shutterstock, (bottom) Dima Sobko/Shutterstock; p. 45 (top) Evlakhov Valeriy/Shutterstock, (middle) Irina Rogova/Shutterstock, (middle) kanate/Shutterstock, (bottom) Charles Brutlag/Shutterstock; p. 46 (news) Janfilip/Shutterstock; p. 47 (horse) Erik Lam/Shutterstock, (lion) Eric Isselee/Shutterstock, (hen) Becky Stares/Shutterstock, (hat) Bombaert Patrick/Shutterstock, (toothbrush) margouillat photo/Shutterstock, (boy) Andrey Armyagov/Shutterstock, (ring) Boykung/Shutterstock, (rabbit) djem/Shutterstock, (barn) David Carillet/Shutterstock, (banana) Maks Narodenko, (baby) Serhiy Kobayakov/Shutterstock, (pizza) Danny E Hooks/Shutterstock, (ox) Anan Kaewkhammul/Shutterstock, (ostrich) Aaron Amat/Shutterstock, (octopus) Madler/Shutterstock, (egg) isak55/Shutterstock; p. 48 (rabbit) Africa Studio/Shutterstock, (baby) Africa Studio/Shutterstock, (octopus) Olga Visavi/Shutterstock, (hat) Stockforlife/Shutterstock; p. 54 (background) James Horning/Shutterstock, (top) rsool/Shutterstock, (middle) mhlam/Shutterstock, (bottom) nancy dresell/Shutterstock; p. 55 (middle) Thomas M Perkins/Shutterstock; p. 57 (top) auremar/Shutterstock, (middle) Lasse Kristensen/Shutterstock, (right) Deklofenak/Shutterstock, (right) Ruth Black/Shutterstock; p. 58 (top) Doremi/Shutterstock, (middle) Alexeysun/Shutterstock, (middle) Pavlo Loushkin/Shutterstock, (bottom) Vladyslav Daniilin/Shutterstock; p. 59 (top) Yeko Photo Studio, (middle) travellight/Shutterstock, (middle) M. Unal Ozmen/Shutterstock, (bottom) ElenaGaak/Shutterstock; p. 61 (jacket) OZaiachin/Shutterstock, (jam) Artmim/Shutterstock, (ball) Le Do/Shutterstock, (girl) Olga Sapagina/Shutterstock, (mouse) Pakhnyushcha/Shutterstock, (key) STILLFX/Shutterstock, (kite) nikolaich/Shutterstock, (kangaroo) Eric Isselee/Shutterstock, (dress) pzAxe/Shutterstock, (nest) Sergey Skleznev/Shutterstock, (dog) Eric Isselee/Shutterstock, (doll) Maria Dryfhout/Shutterstock, (table) Horiyan/Shutterstock, (umbrella) ayzek/Shutterstock, (underwear) Mitrofanova/Shutterstock, (hand) rviso/Shutterstock/Shutterstock; p. 62 (jacket) Karkas/Shutterstock, (dog) anetapics/Shutterstock, (kite) stable/Shutterstock, (umbrella) ajt/Shutterstock; p. 68 (background) Anna Om/123RF.com, (left) Zastolskiy Victor/Shutterstock, (middle) somchai/Shutterstock, (middle) Mircea BEZERGHEANU/Shutterstock, (right) danielo/Shutterstock; p. 69 (paper) bioraven/Shutterstock, (kids) Gladskih Tatiana/Shutterstock; p. 71 (left) Michel Borges/Shutterstock, (middle) MANDY GODBEHEAR/Shutterstock, (right) stockimages/Shutterstock; p. 72 (top) KULISH VIKTORIIA/Shutterstock, (middle) Chachoo/Shutterstock, (middle) Nik Merkulov/Shutterstock, (bottom) photosync/Shutterstock; p. 73 (top) Ozaiachin/Shutterstock, (middle) Ivancovlad/Shutterstock, (hat) Steve Collender/Shutterstock; p. 75 (violin) Vereshchagin Dmitry/Shutterstock, (van) Rob Wilson/Shutterstock, (vest) Karkas/Shutterstock, (lamp) Michael Kraus/Shutterstock, (queen) lanych/Shutterstock, (quilt) VectorZilla/Shutterstock, (bear) Eric Isselee/Shutterstock, (quiet/boy) Creativa/Shutterstock, (pen) Aleksandr Brylaev/Shutterstock, (yo-yo) Jupiterimages/Getty Images, (yarn) Rob Marmion/Shutterstock, (yogurt) Maks Narodenko/Shutterstock, (watermelon) Maks Narodenko/Shutterstock, (peach) Dionisvera/Shutterstock, (window) YK/Shutterstock, (waiter) auremar/Shutterstock; p. 76 (vest) biphotos/Shutterstock, (yarn) aperturesound/Shutterstock, (window) GoodMood Photo/Shutterstock, (library) wavebreakmedia/Shutterstock.com; p. 85 (left) Stephane Angue/Shutterstock, (middle) Eric Isselee/Shutterstock, (right) Norma Cornes/Shutterstock; p. 86 (top) Jordan Tan/Shutterstock, (middle) Karen Givens/Shutterstock, (middle) Christopher Meder/Shutterstock, (bottom) Christian Musat/Shutterstock; p. 87 (top) sharps/Shutterstock, (middle) Pichugin Dmitry/Shutterstock, (middle) Debbie Steinhauer/Shutterstock, (bottom) skynetphoto/Shutterstock; p. 89 (x-ray) Velychko/Shutterstock, (fox) Eric Isselee/Shutterstock, (zebra) Eric Isselee/Shutterstock, (box) Mega Pixel/Shutterstock, (ax) koya979/Shutterstock, (giraffes) Kamira/Shutterstock, (pattern) MT511/Shutterstock; p. 90 (box) Mega Pixel/Shutterstock, (zebra) Anan Kaewkhammul/Shutterstock, (x-ray) itsmejust/Stock/Getty Images, (elephant) Vladimir Wrangel/Shutterstock; p. 96 (background) Rafael Ben-Ari/123RF.com; p. 111 (middle) Kuttelvaserova Stuchelkova/Shutterstock; p. 113 (middle) YanLev/Shutterstock; Blend Images/Getty Images; p.99 (left) gorilaimages/Shutterstock, (left) Thinkstock, (middle) Alessandro Colle/Shutterstock, (right) Alexey Losevich/Shutterstock; p. 100 (top) Pierre-Yves Babelon/Shutterstock, (middle) Ian woolcock/Shutterstock, (middle) Hoang Tran/Shutterstock, (bottom) hakfin/Shutterstock; p. 101 (top) Pichugin Dmitry/Shutterstock, (middle) My Good Images/Shutterstock, (middle) Stanislav Komogorov/Shutterstock, (bottom) Jacek Chabraszewski/Shutterstock; p. 104 (beach) Iakov Kalinin/Shutterstock, (mountain) Bon Appetit/Shutterstock, (lake) Beautiful landscape/Shutterstock; p. 106 (top) Dora Zett/Shutterstock; p. 110 (background) Rafael Ben-Ari/123RF.com; p. 111 (middle) Kuttelvaserova Stuchelkova/Shutterstock; p. 113 (middle) YanLev/Shutterstock; **Cutouts:** p. 125 (fish) bluehand/Shutterstock, (sandwich) Valentyn Volkov/Shutterstock, (monkey) Eric Isselee/Shutterstock, (ant) schankz/Shutterstock, (bee) irin-k/Shutterstock, (bees) LilKar/Shutterstock, (honey) Valentyn Volkov/Shutterstock; p. 127 (lion) Eric Isselee/Shutterstock, (tent) Africa Studio/Shutterstock, (pizza) Africa Studio/Shutterstock, (elephant) pandapaw/Shutterstock, (hedghog) Eric Isselee/Shutterstock, (elephant) Talvi/Shutterstock, (tiger) ponzuwan/Shutterstock; p. 129 (nurse) Maridav/Shutterstock, (cat) gillmar/Shutterstock, (girl) Jaimie Duplass/Shutterstock, (igloo) Andresr/Shutterstock, (spider) Arno van Dulmen/Shutterstock, (spider web) silver-john/Shutterstock; p. 131 (house) romakoma/Shutterstock, (rabbit) Stefan Petru Andronache/Shutterstock, (ball) Le Do/Shutterstock, (octopus) gor910/Shutterstock, (maple seedling) Anest/Shutterstock, (flower) tinnko/Shutterstock, (flower) Christian Musat/Shutterstock; p. 133 (jacket) Olena Zaskochenko/Shutterstock, (kitchen) eurobanks/Stock/Getty Images, (duck) Aksenova Natalya/Shutterstock, (umbrella) Morgan Lane Photography/Shutterstock, (wood) Kletr/Shutterstock/Shutterstock, (nautilus shell) Mircea BEZERGHEANU/Shutterstock, (kiwifruit) Maks Narodenko/Shutterstock, (sunflower) Ian 2010/Shutterstock; p. 135 (van) Rob Wilson/Shutterstock, (queen) lanych/Shutterstock, (yarn) Denis and Yulia Pogostins, (watermelon) Maks Narodenko/Shutterstock, (peacock) Tylinek/Shutterstock; p. 137 (coral) Pantera/Shutterstock, (butterfly) UlrichMissback/123RF.com, (penguin) javarman/Shutterstock, (jellyfish) Jiri Vaclavek/Shutterstock, (rose) Hong Vo/Shutterstock, (sea horse) Eric Isselee/Shutterstock; p. 139 (fox) bikeriderlondon/Shutterstock, (fish) Darlush M/Shutterstock, (dog) dogboxstudio/Shutterstock, (cocoan) kingfisher/Shutterstock, (butterfly) James Laurie/Shutterstock, (caterpillar) Ron Rowan Photography/Shutterstock

**Music credits:** Music composed by John Farrell, Hope River Music, www.johnfarrell.net, and Jeff Miller, Grant's Corners, Walden, NY, assisted by Conway Chewning. Music and vocal recordings produced by Jeff Miller and John Farrell. Recorded and mixed by Jeff Miller at Grant's Corners, Remote Recordings, Yorktown Heights, NY, and Hillsdale, NY. Song lyrics by Barbara Hojel with contributions by John Farrell. Children's vocal performance directed by Lorraine Cich. Child vocal performers: Julia Apostolou, Aisha Bhakta, Emma Halderman, Cassidy Kenney, Juliana Moscati; adult vocal performers: Lorraine Cich, John Farrell, Maggie Farrell, Ann Marie Lord. **Additional composition and editing:** Eastern Sky Media Services, Inc. Casselberry, Florida. Produced by Jon W.

**PEARSON ELT ON THE WEB**

**PearsonELT.com** offers a wide range of classroom resources and professional development materials. Access course-specific websites, product information, and Pearson offices around the world.

Visit us at **www.pearsonELT.com**.



# CONTENTS

- |                           |           |                           |            |
|---------------------------|-----------|---------------------------|------------|
| <b>1 At School</b> .....  | <b>1</b>  | <b>6 Our Things</b> ..... | <b>71</b>  |
| <b>2 Feelings</b> .....   | <b>15</b> | <b>7 Animals</b> .....    | <b>85</b>  |
| <b>3 Home</b> .....       | <b>29</b> | <b>8 Places</b> .....     | <b>99</b>  |
| <b>4 Recycle</b> .....    | <b>43</b> | <b>9 Show Time!</b> ..... | <b>113</b> |
| <b>5 Eating Out</b> ..... | <b>57</b> |                           |            |

Cutouts and  
Stickers  
included!





# NEW BIG FUN



## Song



*From the sky to the ground  
And all the way around—  
We can have big fun!  
If there's rain, if there's sun,  
Let's play with everyone.  
We can have big, big fun!*



Take a walk outside.  
Our world is big and wide.  
There are flowers and trees,  
And yellow bumblebees.  
Buzz, buzz, buzz!

*(Chorus)*

Join your hands with me.  
Let's see what we can see!  
Then take a closer look.  
We'll learn beyond our book.  
Look, oh, look!

*(Chorus)*



# AT SCHOOL

A5 & A8  
1

Look, predict, and draw. Listen.



Find the  
bus drivers.



Unit Preview; FIND IT in the unit: bus drivers

A9-10

2

Listen and say. Find and match.



principal



secretary



English teacher



music teacher

He is the  
music teacher.

Who is he?



A11-73  
3

Listen and say. Find and match.



gym teacher



janitor



gatekeeper




bus driver



Vocabulary Presentation: gym teacher, janitor, gatekeeper, bus driver, upstairs, downstairs  
Language Presentation: What does the (janitor) do? (He) (cleans the school).

A14  
**4** Listen, trace, and say.



Vocabulary Presentation: *classroom, office, bathroom, playground*; Vocabulary Practice: *secretary, principal, gym teacher, janitor*  
 Language Presentation: *Where is the (secretary)? She is (in the office).*

A15  
5

Listen and cross out the picture that has a different initial sound.

M




m



S




s



F




f



A



a



6 Look and trace letters. Write and draw.




m onkey



o nt




a rmer






















s \_ m

7 Count and say. Draw and trace.



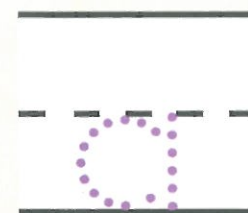

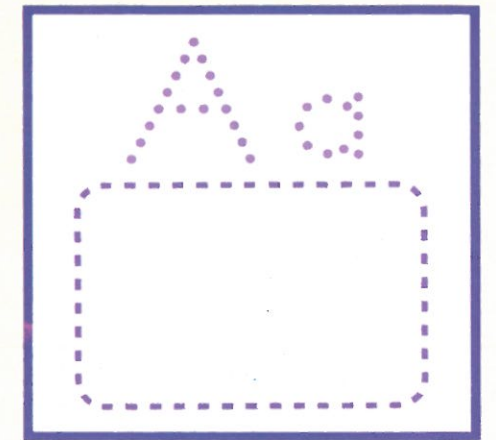

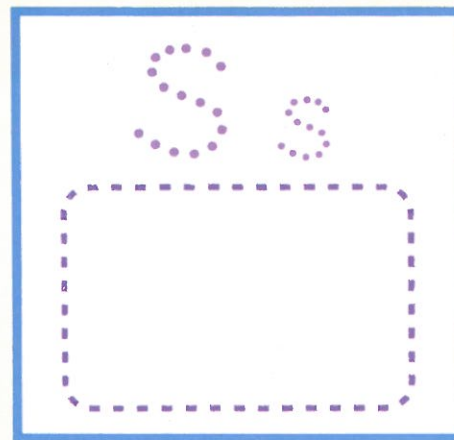
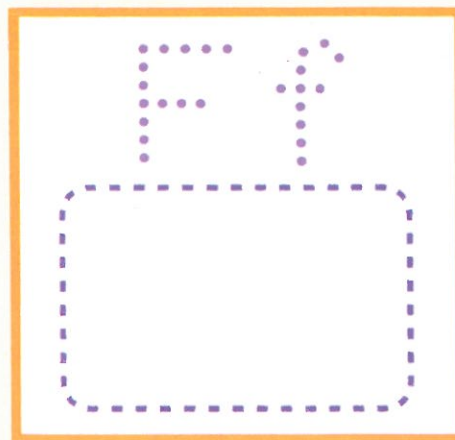



Ten!



 <b>10</b>	 	 	 	 
 	 	 	 	 

8 ✂ Trace letters. Cut out and paste. Trace and read.





Copyright © 2014 by Pearson Education, Inc.


4



He's dancing!



We're dancing, too.




## Who Is She?



This is our new friend, Tomoko.

1



2




Who is he?



He is the gym teacher.

Copyright © 2014 by Pearson Education, Inc.



What does he do?



He teaches us games.

3











A18-19  
9

Listen and say. Count, stick, and trace.



=10=



				
10	11	12	13	14
				
15	16	17	18	19



10 ✂ Look closely. Cut out and paste the cutouts in order.

1



2



3



PROJECT

# Make Bees



How many bees  
do you see?



Amazing Project: Make bees from an egg carton.  
Science and Art Connections

WRAP-UP

# 11 Ask, answer, and check.



janitor



gym teacher



music teacher



gatekeeper



bus driver



secretary



principal



English teacher

Who is he?

He is the janitor.  
He cleans our school.




GO TO  
SHOW  
TIME  
Page 116



# FEELINGS

A5 & A21

1 Look, predict, and draw. Listen. 



Find the sleepy children.

Unit Preview; FIND IT in the unit: sleepy children

A22-23

2

Listen and say. Find and match.



amazed



happy



sad



sleepy

Are you OK?

Yes, I am.  
I'm amazed.

A24-26  
3

Listen and say. Find and match.



excited



mad



scared







sick



Vocabulary Presentation: excited, mad, scared, sick; Language Practice: Are you OK? Yes, I am. I'm (excited).  
Language Presentation: What are you doing? I'm (exercising). We're (playing soccer).

A30  
4

Listen and color Mom's face.





**5** Listen and cross out the picture that has a different initial sound.

L  
l





T  
t



P  
p




E  
e



6 Look and trace letters. Write and draw.




ion



egg




pizza




Terry


**7** Count and say. Draw and trace.




Twenty!




20




21




22



23



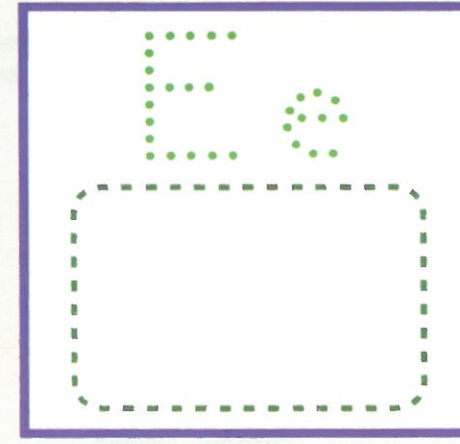
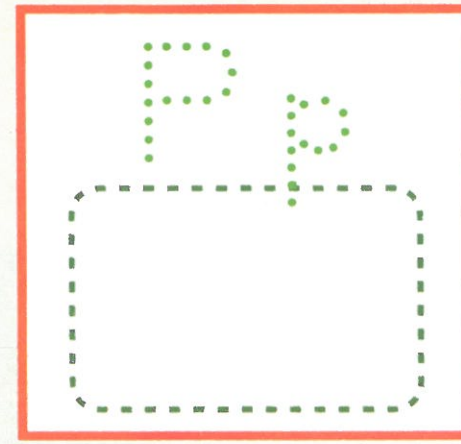
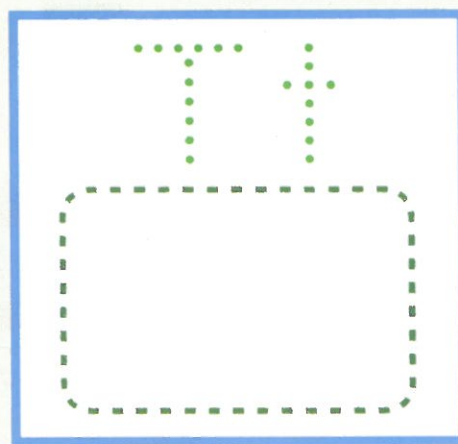
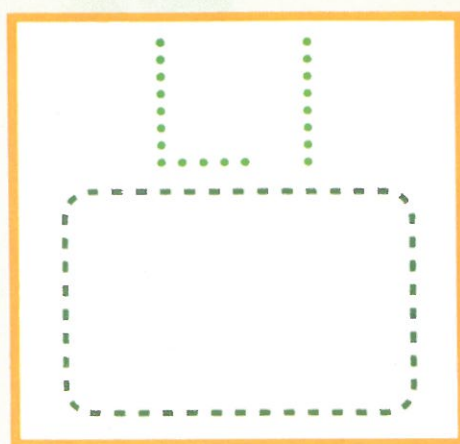



24



25

8 ✂ Trace letters. Cut out and paste. Trace, write, and read.





Copyright © 2014 by Pearson Education, Inc.


4



Are you OK?



Yes, we're OK.  
Our ball is not!



A32


# Are You OK?



Are you OK?



No, I am not.  
I want to play.



2




Look at  
the ant.



Oh, I  
see it.

Copyright © 2014 by Pearson Education, Inc.



3




Are you  
OK?




Yes, I'm  
amazed!

A33-34  
9

Listen and say. Count, stick, and trace.

 = 20 =



AMAZING



10 ✂ Look closely. Cut out and paste.



PROJECT

# Make Hedgehogs



Wash your hands afterward.



Amazing Project: Make hedgehogs with clay and toothpicks.  
Science and Art Connections

UNIT 2

27



**11** Ask, answer, and check.



mad



happy



amazed



scared



sleepy



sick



sad



excited

Are you OK?



No, I am not.  
I'm mad.



GO TO  
SHOW  
TIME  
Page 117

# 3

# HOME

A5 & A36  
1

Look, predict, and draw. Listen.



Find the beds!



Unit Preview; FIND IT in the unit: beds

A37-38

**2** Listen and say. Find and match.



kitchen



living room



bedroom



bathroom

Where is Mom?

She is in the kitchen.



A39-47

**3** Listen and say. Find and match.



hallway



stairs



closet




dining room



Vocabulary Presentation: hallway, stairs, closet, dining room; Review: upstairs, downstairs  
 Language Presentation: Where is (Sister)? (She) is (in the hallway). What is (she) doing? (She) is (playing with a ball).

A42-43  
4


Listen, look, and match.



bed





stove



sofa



sink





**5** Listen and cross out the picture that has a different initial sound.

N



n



C





c



G



g



I



i



**6** Look and trace letters.



It is a nurse.



It is a car.




It is an igloo.



It is a garden.






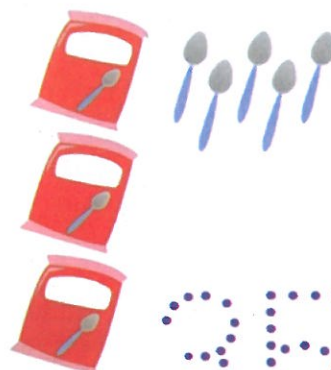

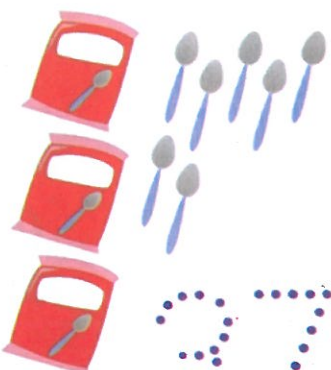

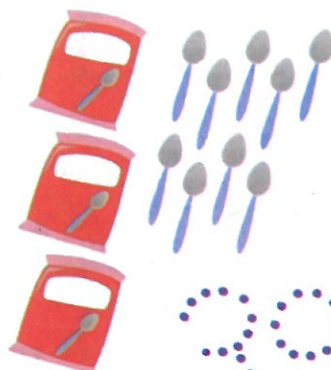
7 Count and say. Draw and trace.

 = 10






   =

Thirty!






 30	 31	 32	 33	 34
 35	 36	 37	 38	 39

8 ✂ Trace letters. Cut out and paste. Trace and read.



It is a period.





4



I'm cooking  
in my kitchen.



In your living  
room? Oh!

Copyright © 2014 by Pearson Education, Inc.

A46


## Where Is Meg?



Hello, is  
Meg here?



Hello, Pam.  
Meg is in our  
living room.



Copyright © 2014 by Pearson Education, Inc.

2



Meg, I'm here.  
Where are you?



I'm here.  
Find me!



What are  
you doing?



I am  
cooking.











3

A47-48  
9

Listen and say. Count, stick, and trace.




=30=



**AMAZING**




**10**  **Look closely. Cut out and paste the cutouts in order.**




1



2



3



PROJECT

# Make Spiders

Hang your spider  
from the ceiling!





**11 Ask, answer, and check.**



Dad




Mom



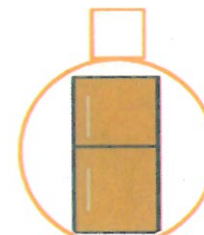
closet



cat



stove



fridge



bed



sofa



Where is Dad?



He is in the living room.



GO TO  
SHOW  
TIME  
Page 118



# RECYCLE

A5 & A51  
1

Look, predict, and draw. Listen.



Find string!



Unit Preview, FIND IT in the unit: string

2

2



tape



paper plates




boxes



string

## What are you using?

I'm using  
tape.



A55-57

3 Listen and say. Find and match.



paint



paintbrushes



sticks



glue

What do you need?

I need paintbrushes.

Vocabulary Presentation: paint, paintbrushes, sticks, glue  
Language Presentation: What do you need? I need (glue). What are you making? We're making (a duck).

A58

4 Listen and circle the piñata. Listen again and circle the materials.



### Materials for piñata

Plastic bottles



Tape



Newspaper



Balloons



Boxes



Paper



Sticks



Paint





5

Listen and cross out the picture that has a different initial sound.


H  
h



R  
r



B  
b



O  
o



**6** Look and trace letters.



It is a rabbit.



It is a baby.






It is an octopus.




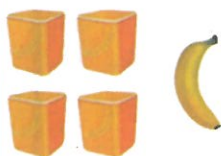





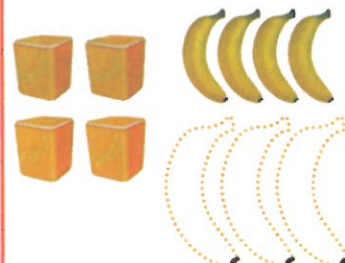

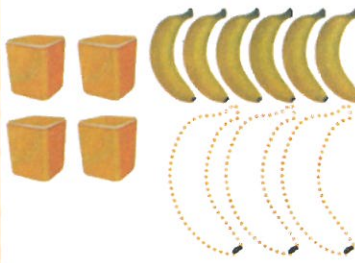
It is a hat.

7 Count and say. Draw and trace.

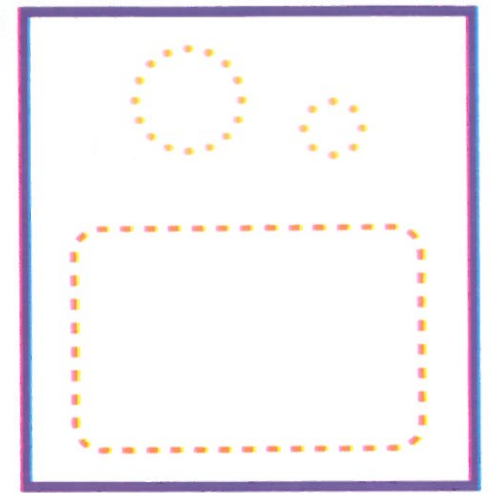




 $=$ 

10
 $=$ 

 $=$

Forty!



 40	 41	 42	 43	 44
 45	 46	 47	 48	 49

**8** ✂ **Trace letters. Cut out and paste. Trace and read.**



It is a bed.




It is a hen.



I'm sleepy!





Copyright © 2014 by Pearson Education, Inc.

4




Thanks, Mom!  
We love books.



And  
flashlights!



**We Need Books!**



Can you help  
us, Mom?



Yes!



2



We need books to hold the tent down.



Copyright © 2014 by Pearson Education, Inc.



What else do you need?



We need more books.

3

A61-62  
9

Listen and say. Count, stick, and trace.



=40



40	41	42	43	44
45	46	47	48	49

**AMAZING**



**10** ✂ **Look closely. Cut out and paste.**



PROJECT

# Make a Spinning Helicopter

It spins like a  
spinning seed!



Amazing Project: Make a spinning helicopter, drop it, and observe.  
Science and Art Connections



# 11 Ask, answer, and check.



glue



paint



paintbrushes



sticks



tape



paper plates



boxes



string



What are you using?

I'm using glue.



GO TO  
SHOW  
TIME  
Page 116

85-6  
3

Listen and say. Find and match.



pizza



spaghetti



ice cream



cake

# Restaurant Day



Is this your pizza?

Yes, it is.  
Thank you.



Vocabulary Presentation: pizza, spaghetti, ice cream, cake  
Language Presentation: Is this your (pizza)? Yes, it is./No, it isn't.

B8  
4

Listen and circle the food the customer orders.

## MENU


### Main Dishes



### Drinks



### Vegetables




### Dessert





**5** Listen and cross out the picture that has a different initial sound.

J  
j




K  
k



D  
d




U  
u



**6** Look and trace letters.



It is a jacket.



It is a dog.



It is a kite.









It is a umbrella.

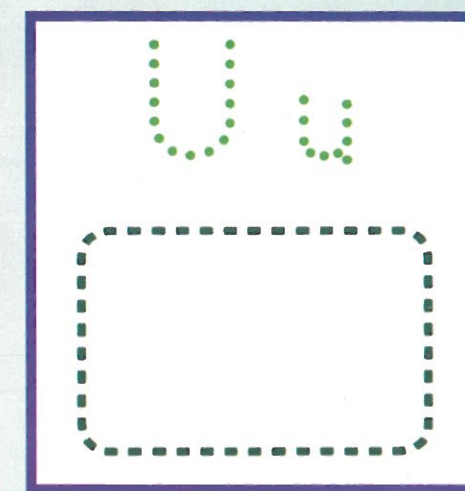

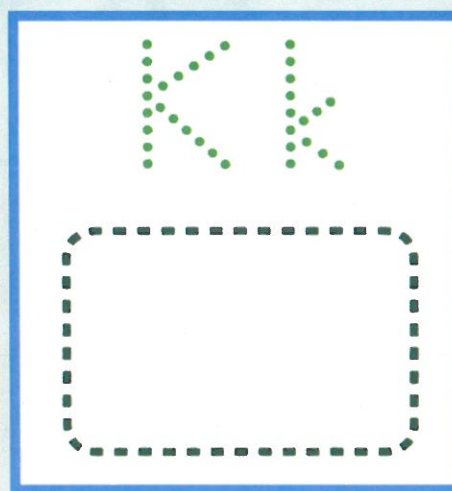

7 Look and say. Draw and count.

 = 50



 52	 55	 58
 60	 64	 69

8 ✂ Trace letters. Cut out and paste. Trace, write, and read.



This is a kite.

This is a dog.



Remember the period!






Surprise! Is this your food?



Wow! It's Grandpa!



May we have pizza, please?



Yes, but wait.



2



May we have spaghetti, please?



Yes, but wait.

Copyright © 2014 by Pearson Education, Inc.



3



May we have chicken, please?



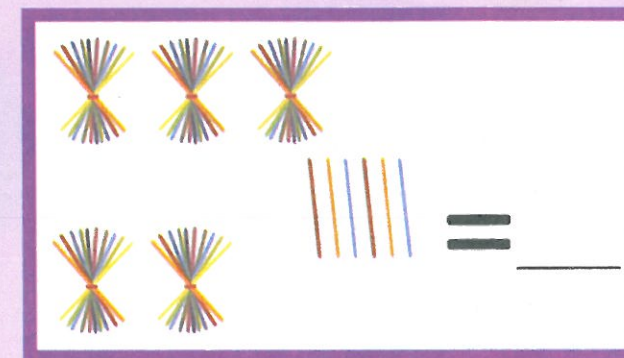
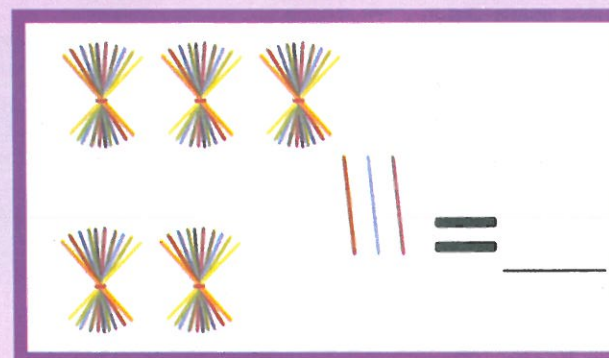


Yes, but wait.



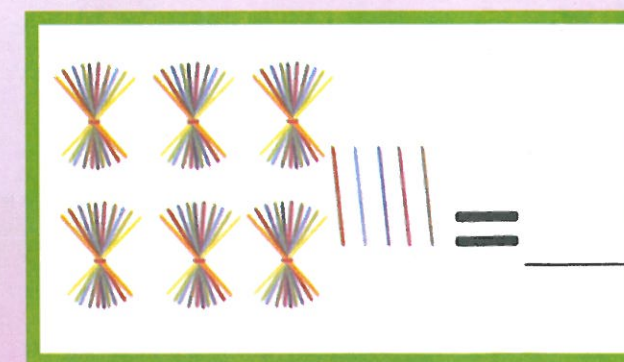
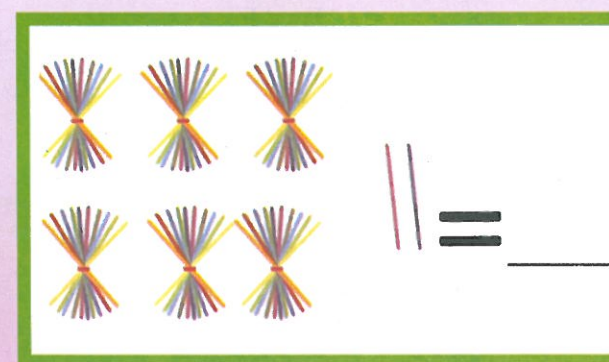
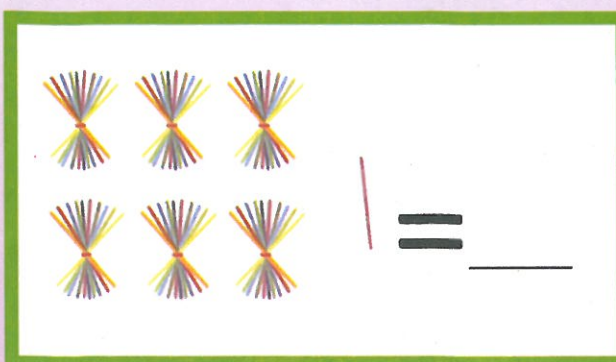

Listen and say. Count and write the numbers.



50 =




60 =



AMAZING



10 ✂ Look closely. Cut out, match, and paste.



PROJECT

# Make a Snowflake



Each snowflake has a unique pattern!

Amazing Project: Make a snowflake.  
Science and Math Connections



**11** Ask, answer, and check.



pizza



spaghetti



ice cream



cake



menu



napkins



water



straws



May I have  
pizza, please?

Yes, of course.




GO TO  
**SHOW  
TIME**  
Page 116




# OUR THINGS

A5 & B14  
1

Look, predict, and draw. Listen. 



Find the backpacks.




Unit Preview; FIND IT in the unit: backpacks

UNIT 6


71

B15-76  
2

Listen and say. Find and match.



cell phone



tablet



laptop



backpack

What are you looking for?

I'm looking for my cell phone.

B17-19  
3

Listen and say. Find and match.



necktie



ring



necklace



hat



Where is my hat?

It's on your head!


Vocabulary Presentation: necktie, ring, necklace, hat; above; Language Review: prepositions of location  
Language Presentation: Where is (my) (necklace)? I don't know./It's (above) your bed.



Cut out, listen, and paste.




big



bigger




long



longer




tall



taller



fast



faster

B22  
5

Listen and cross out the picture that has a different initial sound.

V



v




Q



q




Y




y



W



w



6 Read and trace the letters.

It is a purple vest.




It is yarn.

It is a big window.



It is quiet.

7 Count, draw and trace. Say.


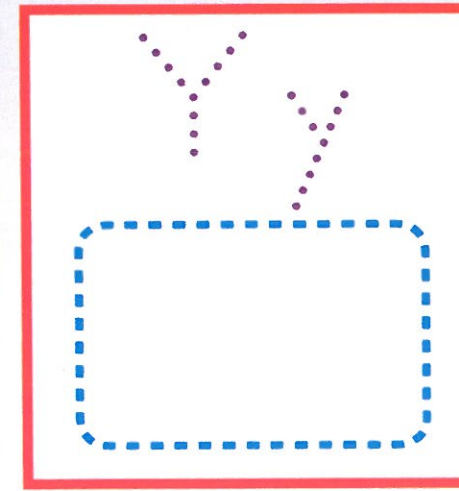
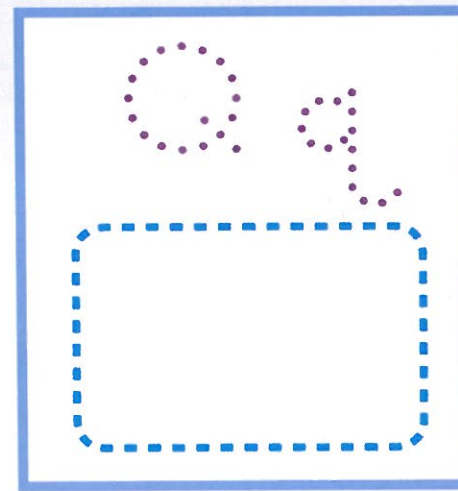



Seventy!





 75	 53	 38
 82	 44	 67

8 ✂ Trace letters. Cut out and paste. Trace, read, and color.



It is a red

It is a pink



That is a big yo-yo!





Copyright © 2014 by Pearson Education, Inc.

4



What are you looking for?



I'm looking for a restaurant!



B23

## At the Store



What are you looking for?



I'm looking for hats.



2



The hats are next to the sweaters.



Thank you.



Copyright © 2014 by Pearson Education, Inc.



I'm looking for my daughter.




Here I am! I'm hungry.

3




Listen and say. Count and write the numbers.

70=




= 71



= \_\_\_\_\_

80=




= \_\_\_\_\_



= \_\_\_\_\_

AMAZING



10



Look closely. Cut out and paste cutouts in order.



1


2

3

PROJECT

# Make an Eco-collage

Wow! What is it?



Amazing Project: Work together to make an eco-collage.  
Science and Art Connections



**11** Ask, answer, and check.



hat



necktie



necklace



ring



laptop



tablet



cell phone



backpack



Where is  
my cell phone?



It's in the  
backpack.



GO TO  
**SHOW  
TIME**  
Page 116



# ANIMALS

A5 & B27  
1

Look, predict, and draw. Listen.



Find the lions.

Unit Preview; FIND IT in the unit: lions

828-29  
2

Listen and say. Find and match.



giraffe




tiger




kangaroo



seal



Do you see  
the giraffes?



Yes, I do.  
They're tall!

B30-37

3

Listen and say. Find and match.



zebra




elephant



lion



monkey




Vocabulary Presentation: zebra, elephant, lion, monkey; thirsty, tired, hungry  
Language Presentation: What are the (monkeys) doing? They are (eating). They're hungry!

UNIT 7

B32  
4



Listen. Cut out, listen again, and paste.



morning



afternoon



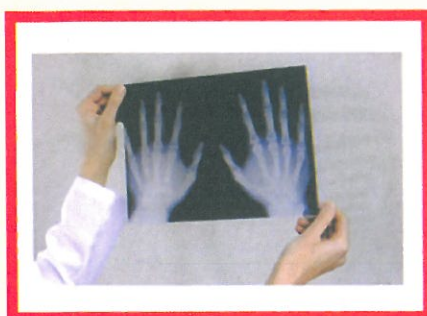
night



B34  
5


Listen, trace, and write the letters.

X x



x-ray

fo \_



bo \_

a \_

Z z



zebra

zipper




\_ oo


\_ zigzag

6 Trace the letters. Read and match.


I see a zebra.

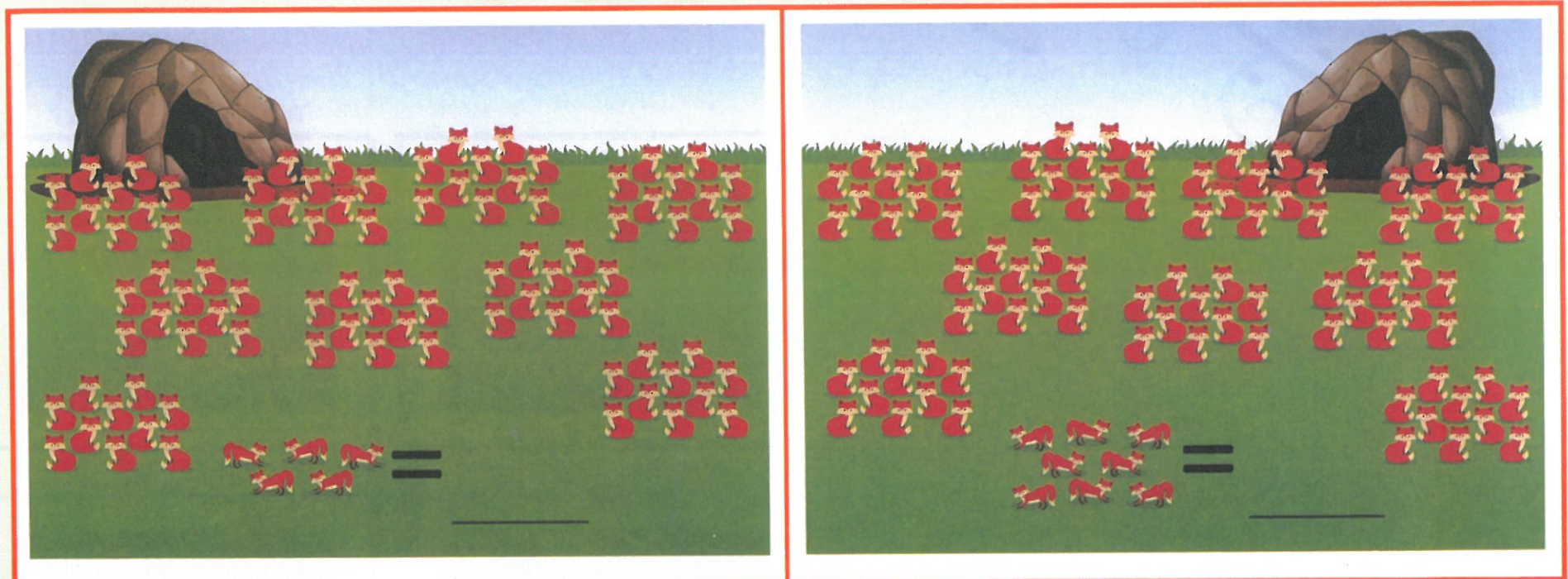


It is an x-ray.



7 Look and count. Say and trace.


 $= 10$



17 29 37 44 58 66 79 82 91 100




8 Trace and read. Color the frame around the correct picture.




You are reading!

I see a fox.

It is in a zoo.





Copyright © 2014 by Pearson Education, Inc.


4



Do you see  
Mom and Dad?



Yes! They are  
behind us!



B36


## At the Zoo




Do you see  
the tigers?





Yes, I do. Let's  
find the seals.



2  Do you see the seals?

 No. Where are they?







 Look down! What are they doing?

 They are swimming.

837-38  
9

Listen and say. Count and write the numbers.

90 = 

   =  \_\_\_\_\_

   = \_\_\_\_\_

100 = 

10 20 30 40 50 60 70 80 90 100



**AMAZING**



**10**  **Look closely. Cut out and paste the plants and animals that live underwater.**




PROJECT

# Make Fish for a Coral Reef



It's an underwater garden!

Amazing Project: Make a coral reef and role-play swimming around it carefully.  
Science and Art Connections



**11** Ask, answer, and check.



zebra



elephant



lion



monkey



seal



tiger



giraffe



kangaroo



What are the  
zebras doing?



They are eating.




GO TO  
**SHOW  
TIME**  
Page 116

# 8

# PLACES

1 Look, predict, and draw. Listen.



Find mountains!



B40-47

2

Listen and say. Find and match.



beach




mountains



lake



stream



Where do you want to go?

I want to go to the beach!

B43-44

3 Listen and say. Find and match.



camping



hiking



fishing



jogging

Where do you want to go?

I want to go to the mountains.

What can we do?

Let's go hiking.

Vocabulary Presentation: camping, hiking, fishing, jogging  
Language Presentation: What can we do? Let's go (hiking).




**4 Trace the words and read. Listen and match.**

first

then

last



5 Read, trace, and stick.

I see a car.  
It is red.

---



I see a bus.  
It is long.


---



I see a plane.  
It is big.



6 Trace and write. Read.



beach

I see a beach.



mountain

I see

\_\_\_\_\_




lake

I see

\_\_\_\_\_



**7** Set the time and say.




**8** ✂ **Trace and complete. Cut out, choose, and paste. Write.**



I see a







Copyright © 2014 by Pearson Education, Inc.

4


 It's a bird!


 Wow. I want to see it.



B47

# Camping

 What do you want to do?

 I want to go hiking!



2




Look, a stream!



I see birds and butterflies.

Copyright © 2014 by Pearson Education, Inc.



WHOOOOOOOOO


3




What's THAT?  
I'm scared!

B48  
9


Listen and stick.




7 o'clock




9 o'clock





11 o'clock



2 o'clock



6 o'clock



8 o'clock




AMAZING



10 ✂ Look closely. Cut out and paste the cutouts in order.



1



2




3



PROJECT

# Make Butterfly Wings



Amazing Project: Make butterfly wings and act out how caterpillars make cocoons and become butterflies.  
Science and Art Connections



# 11 Ask, answer, and check.



stream



fishing



beach



jogging



mountains



hiking



lake



camping



Where do you want to go?



I want to go to the beach.



GO TO  
SHOW  
TIME  
Page 116



# SHOW TIME!

B50  
1

Listen and sing.



Find the bugs.



PROJECT

# Make Puppets and Masks

Hanger Mask



Box Puppet



Headbands



Sock Puppet




PROJECT

# Make Props and Signs

Murals

Peeking Posters



Sleeping Bag Cocoon

What is this?



Show Time Project: Make props and signs.



# Unit 1 AT SCHOOL

Color a face and draw. Say.





## Unit 2 FEELINGS


Color a face and draw. Say.



I know  
Unit 2



I need  
help!





## Unit 3 HOME

Color a face and draw. Say.





## Unit 4 RECYCLE

Color a face and draw. Say.





## Unit 5 EATING OUT

Color a face and draw. Say.



I know  
Unit 5



I need  
help!

Our Artwork





## Unit 6 OUR THINGS

Color a face and draw. Say.



I know  
Unit 6



I need  
help!





## Unit 7 ANIMALS

Color a face and draw. Say.





## Unit 8

Color a face and draw. Say.



I know  
Unit 8





I need  
help!



3

# NEW BIG FUN



\_\_\_\_\_

has completed Level 3!

Teacher

\_\_\_\_\_

 **Cutouts for Unit 1**

**page 8**




**page 12**






 **Cutouts for Unit 2**

**page 22**



**page 26**





 **Cutouts for Unit 3**

**page 36**




**page 40**





 **Cutouts for Unit 4**

**page 50**



**page 54**








## Cutouts for Unit 5

page 64



page 68









## Cutouts for Unit 6

page 74



page 78




page 82





 **Cutouts for Unit 7**

**page 88**



**page 96**





 **Cutouts for Unit 8**

**page 106**



**page 110**





# New Big Fun 3 CD-ROM

## Unit Activities

1. Concentration
2. Matching
3. Sorting
4. Multiple Choice
5. Painting
6. Story Time
7. Sequence
8. Drag and Drop
9. Look and Find

## Animated Stories

1. Who Is She?
2. Are You OK?
3. Where Is Meg?
4. We Need Books!
5. Lunch with Grandma
6. At the Store
7. At the Zoo
8. Camping

### BIG FUN CD-ROM

Copyright © 2018 by Pearson Education, Ltd. All rights reserved.

### SYSTEM REQUIREMENTS:

#### WINDOWS®

- Windows XP Vista/7/8
- Intel Pentium processor 1GHz or higher
- Internet Explorer® 7.x or Mozilla Firefox™ 8.x, or higher (optional)

#### MACINTOSH®

- Mac OSX v. (10.4 – 10.8)
- Intel processor 1GHz or higher (PowerPC not supported)
- Safari® 4.x, Mozilla Firefox™ 8.x, or higher (optional)

#### BOTH

- 1 GB RAM minimum or higher
- Monitor resolution of 1024 x 768 or higher
- Sound card and speakers or headphones
- 500 MB hard disk space
- 10X CD-ROM drive or higher
- Adobe PDF 8 or higher
- Internet Connection: DSL, Cable/Broadband, T1, or other high-speed connection required to download plug-ins (optional)

### INSTALLATION INSTRUCTIONS FOR WINDOWS:

- Insert the CD-ROM into the CD-ROM drive of your computer.
- On most computers, the program will begin automatically. If the program does not begin automatically:
- Open "My Computer."
- Right-click on the CD-ROM icon.
- Click on Open.
- Double-click on the "Big\_Fun" launch file to run the program.
- Leave the CD-ROM in the computer while using the program.

### INSTALLATION INSTRUCTIONS FOR MAC:

- Insert the CD-ROM into the CD-ROM drive of your computer.
- Double-click on the CD-ROM icon on your desktop.
- Double-click on the "Big\_Fun" launch file to run the program.
- Leave the CD-ROM in the computer while using the program.

### TECHNICAL SUPPORT:

For Technical Product Support, please visit our support website at [www.PearsonELTSupport.com](http://www.PearsonELTSupport.com). You can search our Knowledgebase for frequently asked questions, instantly Chat with an available support representative, or Submit a Ticket/Request for assistance.

### SINGLE-USER LICENSE AGREEMENT

#### IMPORTANT: READ CAREFULLY

This is a legally binding agreement between You (the user or purchaser) and Pearson Education Limited. By retaining this licence, any software media or accompanying written materials or carrying out any of the permitted activities You agree to be bound by the terms of the licence agreement below.

If You do not agree to these terms then promptly return the entire publication (this licence and all software, written materials, packaging and any other components received with it) with Your sales receipt to Your supplier for a full refund.

#### ONE COPY ONLY

This licence is for a single user copy of the software.

#### YOU ARE PERMITTED TO:

Use (load into temporary memory or permanent storage) a single copy of the software on only one computer at a time. If this computer is linked to a network then the software may only be installed in a manner such that it is not accessible to other machines on the network. If You want to use the software on a network or across a whole site, You need to read the Network version of the User Licence or the Site Licence. You can get these from the email address at the end of this licence.

Use the software with a class provided it is only installed on one computer.

Transfer the software from one computer to another provided that You only use it on one computer at a time.

Print out individual screen extracts from the disk for (a) private study or (b) to include in Your essays or coursework with students.

Photocopy individual screen extracts for Your schoolwork or classwork with students.

#### YOU MAY NOT:

Rent, lease or sell the software or any part of the publication.

Copy any part of the documentation, except where specifically indicated otherwise.

Make copies of the software, even for backup purposes.

Reverse engineer, decompile or disassemble the software or create a derivative product from the contents of the databases or any software included in them.

Use the software on more than one computer at a time.

Install the software on any networked computer or server in a way that could allow access to it from more than one machine in a network.

Include any special material or software from the disk in any other product or software materials, except as allowed under "You are permitted to".

Use the software in any way not specified above without the prior written consent of Pearson Education Limited.

Print out more than one page at a time.

Print, download or save any pictures.

PEARSON EDUCATION LIMITED RESERVES THE RIGHT TO TERMINATE THIS LICENCE BY WRITTEN NOTICE AND TO TAKE ACTION TO RECOVER ANY DAMAGES SUFFERED BY PEARSON EDUCATION LIMITED IF YOU BREACH ANY PROVISION OF THIS AGREEMENT.

Pearson Education Limited owns the software. You only own the disk on which the software is supplied.

#### LIMITED WARRANTY

Pearson Education Limited warrants that the disk or CD ROM on which the software is supplied is free from defects in materials and workmanship under normal use for ninety (90) days from the date you receive it. This warranty is limited to You and is not transferable. Pearson Education Limited does not warrant that the functions of the software meet Your requirements or that the media is compatible with any computer system on which it is used or that the operation of the software will be unlimited or error-free.

You assume responsibility for selecting the software to achieve Your intended results and for the installation of the use of and the results obtained from the software. The entire liability of Pearson Education Limited and Your only remedy shall be replacement free of charge of the components that do not meet this warranty.

This limited warranty is void if any damage has resulted from accident, abuse, misapplication, service or modification by someone other than Pearson Education Limited. In no event shall Pearson Education Limited be liable for any damages whatsoever arising out of installation of the software, even if advised of the possibility of such damages. Pearson Education Limited will not be liable for any loss or damage of any nature suffered by any party as a result of reliance upon or reproduction of or any errors in the content of the publication.

Pearson Education Limited does not limit its liability for death or personal injury caused by its negligence.


This licence agreement shall be governed by and interpreted and construed in accordance with English law.

Technical support: only registered users are entitled to free technical help and advice. To register as a user and receive technical support, please visit [www.pearsoneltsupport.com](http://www.pearsoneltsupport.com). Alternatively, contact your local agent or write to us at the following address:

ELT Portfolio – Digital Content Production  
Pearson, KAO TWO, KAO Park, Hockham Way, Harlow, Essex CM17 9SR, England

# New Big Fun 3




Unit 1  
Page 11






Unit 2  
Page 25



Unit 3  
Page 39





Unit 4  
Page 53




# New Big Fun 3

Unit 8  
Page 103



Unit 8  
Page 109



# My Portfolio





Visit us at [www.english.com/bigfun](http://www.english.com/bigfun)

**Share in your students' success.  
Watch them enjoy learning  
English and new skills.**

**New Big Fun** prepares students for a natural  
and positive experience with language:

- **Communication:** because young children like to express their interests and ideas
- **CLIL:** because young children are learning English and so much more
- **21st Century Skills:** because young children need to be prepared for the world that awaits them
- **Assessment for Learning:** because awareness and confidence lead to success.

# NEW BIG FUN

